



COMPANY WITH  
QUALITY SYSTEM  
CERTIFIED BY DNV GL  
= ISO 9001 =

**I N D U S T R I E S**

## **BEARINGS INSTALLATION AND SYNOPSIS** ***INSTALLAZIONE CUSCINETTI E SINOSI***



**01.01.2019**  
**[www.isb-industries.com](http://www.isb-industries.com)**





**I N D U S T R I E S**



I N D U S T R I E S

**Distributor / Distributore**



---

## INDEX *INDICE*

Bearings installation..... pag. 5  
*Installazione dei cuscinetti*

Synopsis..... pag. 31  
*Sinossi*

Combined needle roller bearings..... pag. 81  
*Cuscinetti combinati a rullini*

Cylindrical roller bearings interchange..... pag. 87  
*Intercambiabilita' cuscinetti a rulli cilindrici*





**BEARINGS INSTALLATION**  
***INSTALLAZIONE DEI CUSCINETTI***



The correct installation of the bearing is an activity that does not start with the assembly phase of the component, but it is a complex procedure that consists of a series of phases whose improper, total or partial realization can cause problems with a consequent reduction of the calculated expected life of the bearing, that may be very relevant.

The macro-phases of the process can be summarized as follows:

1. Storage
2. Definition of the assembly strategy
3. Picking the right bearing
4. Cleaning and property of the assembly area
5. Assembly of the bearing.

## 1. STORAGE

The first macrophase of the bearing installation operation is represented by the correct storage of the bearing.

Generally, in the absence of specific recommendations, we recall the storage conditions defined by the primary brand producers, that can be summarized as follows:

1. Leave the bearings in their original packaging until its installation
2. Bigger bearings must be stored in a horizontal position
3. Warehouse temperatures must be included from + 6 ° C to + 25 ° C
4. The temperature variation between day and night inside the warehouse must be contained within 8 ° C
5. The humidity of the warehouse must be less than 65%.

It should be noted that the bearings are components characterized by:

- dimensional tolerances (dimensional variations of diameters and thicknesses)
- shape tolerances (circularity, flatness, etc ...)
- surface finishing (roughness)
- functional performances (vibrational limitations).

defined by reference standards, and that may be altered by incorrect storage conditions such as shocks, scratches, deformations or surface changes due to rust or condensation.

*La corretta installazione del cuscinetto è un'attività che non inizia con la fase di montaggio del componente, ma è una procedura che consta di una serie di fasi la cui realizzazione impropria, totale o parziale, può comportare problematiche di varia gravità con una conseguente riduzione della vita utile attesa dal cuscinetto, anche molto sensibile.*

*Le macrofasi del processo possono essere così riassunte:*

1. *Immagazzinamento*
2. *Definizione della strategia di montaggio*
3. *Prelievo del cuscinetto esatto*
4. *Pulizia del luogo di montaggio*
5. *Montaggio del cuscinetto.*

## 1. IMMAGAZZINAMENTO

*La prima macrofase dell'operazione di installazione del cuscinetto è rappresentata dal corretto immagazzinamento del cuscinetto stesso. Genericamente, in assenza di specifiche raccomandazioni, si assumono quali corrette le condizioni di immagazzinamento definite dai produttori di marca primaria, le quali possono essere così riassunte:*

1. *Lasciare i cuscinetti nel loro imballaggio originale fino all'installazione*
2. *I grandi cuscinetti devono essere immagazzinati in posizione orizzontale*
3. *Le temperature del magazzino devono essere comprese tra +6°C e +25°C*
4. *La differenza di temperatura tra giorno e notte all'interno del magazzino deve essere contenuta entro gli 8°C*
5. *L'umidità del magazzino deve essere minore del 65%.*

*Si segnala infatti che i cuscinetti sono componenti caratterizzati da:*

- *tolleranze dimensionali (variazioni dimensionali di diametri e spessori)*
- *tolleranze di forma (circularità, planarità, ecc...)*
- *finiture (rugosità)*
- *prestazioni funzionali (limitazioni vibrazionali).*

*definite da normative di riferimento, che possono essere alterate da condizioni di immagazzinamento non corrette che possono produrre urti, rigature, deformazioni o alterazioni superficiali per ruggine o condensa.*

INTRODUZIONE - INTRODUCTION

**Tolleranze per i cuscinetti radiali della classe di precisione normale (esclusi i cuscinetti a rulli conici)**  
**Tolerances for radial bearings normal precision (tapered roller bearings excluded)**

Anello interno - Inner ring		µm : 0.001 mm										
d		Δ <sub>dmp</sub>		V <sub>dp</sub>			V <sub>dmp</sub>	Δ <sub>Bs</sub>		V <sub>Bs</sub>	K <sub>ia</sub>	
oltre - over fino a - up to		max	min	Serie diametrali - Diameters series			max	max	min	max	max	
mm	mm	µm	µm	8,9 max	0,1 max	2,3,4 max	µm	µm	µm	µm	µm	
2,5	10	0	-8	10	8	6	6	0	-120	15	10	
10	18	0	-8	10	8	6	6	0	-120	20	10	
18	30	0	-10	13	10	8	8	0	-120	20	13	
30	50	0	-12	15	12	9	9	0	-120	20	15	
50	80	0	-15	19	19	11	11	0	-150	25	20	
80	120	0	-20	25	25	15	15	0	-200	25	25	

		<b>TABELLA LIMITI DI RUGOSITA' SUPERFICIALE (Ra) espressi in µm</b>					Redatto da
							Leo Iori
							Data
							01/12/2011
TIPOLOGIA CUSCINETTO	SUPERFICIE	DIAMETRO (da mm a mm)	CLASSE DI PRECISIONE (*)				
			P0	P6 (6.6)	P5	P4	P2
Cuscinetti a sfere	Pista	da 10 a 30	0,10	0,08	0,063	0,04	0,032
		da 30 a 80	0,125	0,10	0,063	0,05	0,04
		da 80 a 120	0,16	0,125	0,08	0,063	0,05
		da 120 a 180	0,20	0,16	0,10	0,063	0,05
		da 180 a 250	0,25	0,20	0,125	0,08	0,063
		da 250 a 315	0,25	0,20	0,125	0,08	0,063
Cuscinetti assiali a sfere	Pista	da 10 a 30	0,125	0,10	0,08	0,05	
		da 30 a 80	0,16	0,125	0,10	0,063	
		da 80 a 120	0,20	0,16	0,125	0,08	
		da 120 a 180	0,20	0,16	0,125	0,08	
		da 180 a 250	0,25	0,20	0,16	0,10	
		da 250 a 315	0,25	0,20	0,16	0,10	
da 315 a 500	0,32	0,25	0,20	0,125			

		<b>Specifiche Vibrazioni (velocità) Cuscinetti Radiali Rigidi a Sfera (JB/T 10187-2000)</b>					Redatto da								
							Leo Iori								
							Data								
							23/05/2013								
L = low frequency (50 + 300 Hz) - M = medium frequency (300 + 1800 Hz) - H = high frequency (1800 + 10000 Hz)															
Ø foro	V			V1			V2			V3			V4		
	L	M	H	L	M	H	L	M	H	L	M	H	L	M	H
3	80	44	44	60	35	32	48	26	22	31	16	15	28	10	10
4	80	44	44	60	35	32	48	26	22	31	16	15	28	10	10
5	110	72	60	74	48	40	58	36	30	35	21	18	32	11	11
6	110	72	60	74	48	40	58	36	30	35	21	18	32	11	11
7	130	96	80	92	66	54	72	48	40	44	28	24	38	12	12
8	130	96	80	92	66	54	72	48	40	44	28	24	38	12	12
9	130	96	80	92	66	54	72	48	40	44	28	24	38	12	12
10	160	120	100	120	80	70	90	60	50	55	35	30	45	14	15
12	160	120	100	120	80	70	90	60	50	55	35	30	45	14	15
15	210	150	120	150	100	85	110	78	60	65	46	35	52	18	18

Keeping products in the original packaging also allows:

- to avoid, or at least to limit, damages due to internal handling, accidental collisions, falls, or problems due to deterioration (formation of oxides or rust)
- to clearly identify the content of stock parts
- to avoid codes mixing.

*Il mantenimento dei prodotti nell'imballo originale permette inoltre di:*

- evitare, o quantomeno limitare, danneggiamenti dovuti a movimentazioni interne, urti accidentali, cadute, o problemi imputabili a deterioramenti (formazione di ossidi o ruggine)
- identificare in modo certo il contenuto dei prodotti a magazzino
- evitare mescolamenti di codici.



Failures related to the bearings location out of the original packaging and in a horizontal position:

*Problematiche connesse alla mancata conservazione dei cuscinetti nel loro imballaggio originale ed in posizione orizzontale:*



**Fig. 1**

**Part:** cage of an angular contact ball bearing

**Symptom:** pressed-steel cage deformation

**Cause:** shock load due to poor handling

**Fig. 1**

**Componente:** gabbia di un cuscinetto a sfere a contatto angolare

**Evidenze:** deformazione della gabbia stampata

**Causa:** urti da movimentazione interna



**Fig. 2**

**Part:** outer ring of Photo 7-1-4

**Symptom:** flaking of raceway surface at ball pitch

**Cause:** dents due to shock load while stationary

**Fig. 2**

**Componente:** anello esterno

**Evidenze:** flaking della pista a passo sfera

**Causa:** indentature causate da carico improvviso in condizioni stazionarie



**Fig. 3**

**Part:** inner ring of an angular contact ball bearing

**Symptom:** flaking of raceway at ball pitch

**Cause:** dents due to shock load while stationary

**Fig. 3**

**Componente:** anello interno di un cuscinetto a sfere contatto angolare

**Evidenze:** flaking della pista a passo sfera

**Causa:** indentature causate da carico improvviso in condizioni stazionarie

**Fig. 4****Part:** balls of Photo 7-1-4**Symptom:** flaking of ball surface**Cause:** dents due to shock load while stationary**Fig. 4****Componente:** sfere**Evidenze:** flaking della superficie delle sfere**Causa:** indentature causate da carico improvviso in condizioni stazionarie**Fig. 5****Plastic deformation, indentations on raceways spaced at rolling element pitch****Cause of failure:**

excessive loads during transportation, mounting or operation when the static load-carrying capacity is exceeded while the bearing is stationary, causing plastic deformation of the raceway with indentations spaced at the rolling element pitch.

**Countermeasure:**

use protection devices during transportation. Use suitable mounting procedures. Ensure proper handling of all machinery that incorporates rolling bearings.

**Fig. 5****Deformazione plastica, ammaccature delle piste a passo elementi volventi****Causa del danneggiamento:**


carico eccessivo durante il trasporto, il montaggio o la movimentazione, con carico statico che eccede la capacità di carico, causando la deformazione plastica delle piste con ammaccature a passo elemento volvente.

**Contromisure:**

usare dispositivi di protezione durante il trasporto. Assicurare una movimentazione ottimale di tutti i macchinari che contengono cuscinetti.

Failures related to wrong environmental conditions - temperature and humidity - of the warehouse:

*Problematiche connesse al mancato Controllo delle condizioni ambientali - temperatura ed umidità - del magazzino:*



**Fig. 6**  
**Part:** outer ring of a slewing ring  
**Symptom:** rust on raceway surface at ball pitch  
**Cause:** moisture condensation during stationary periods

**Fig. 6**  
**Componente:** anello esterno di un cuscinetto di base  
**Evidenze:** ruggine sulla pista a passo sfera  
**Causa:** formazione di condensa nei periodi di stazionamento



**Fig. 7**  
**Part:** rollers of a spherical roller bearing  
**Symptom:** pit-shaped rust on rolling contact surface. Corroded portions  
**Cause:** moisture condensation during storage

**Fig. 7**  
**Componente:** rulli di un cuscinetto a rulli sferici  
**Evidenze:** ruggine puntiforme sulla superficie di contatto. Porzioni corrose  
**Causa:** formazione di condensa nei periodi di stazionamento




**Fig. 8**  
**Corrosion, unused bearing**

**Cause of failure:**  
 rust on new, unused bearing, caused by improper storage and handling or by insufficient preservation.  
**Countermeasure:**  
 store bearings in dry places with constant temperature and low humidity. Only remove the bearing from its package just before installation.

**Fig. 8**  
**Corrosione, cuscinetti inutilizzati**

**Causa del danneggiamento:**  
 ruggine su cuscinetti nuovi, non usati, causati da inadeguate condizioni di stoccaggio o movimentazione o da protezione insufficiente.  
**Contromisure:**  
 stoccare i cuscinetti in luoghi asciutti con temperatura costante e bassa umidità. Togliere il cuscinetto dal packaging solo al momento del montaggio.



**Fig. 9**  
**Contact corrosion**

**Cause of failure:**

corrosion marks on raceway at rolling element pitch due to presence of a corrosive liquid on stationary bearing during storage or service.

**Countermeasure:**

provide suitable preservation for storage. Check that the quality of the lubricant is adequate and the relubrication interval is correctly specified. Check seals.

**Fig. 9**  
**Corrosione da contatto**

**Causa del danneggiamento:**

segni di corrosione sulla pista a passo componente volvente, dovuto alla presenza di liquido corrosivo in condizioni stazionarie durante lo stoccaggio o durante il servizio.

**Contromisure:**

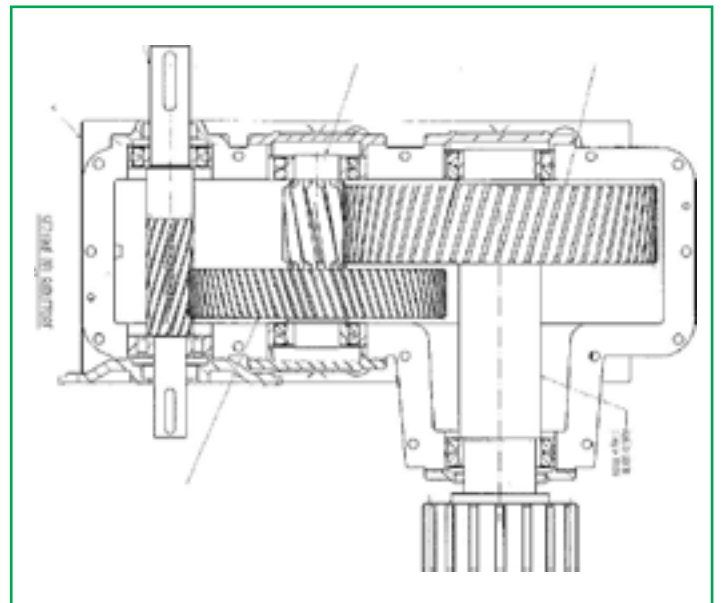
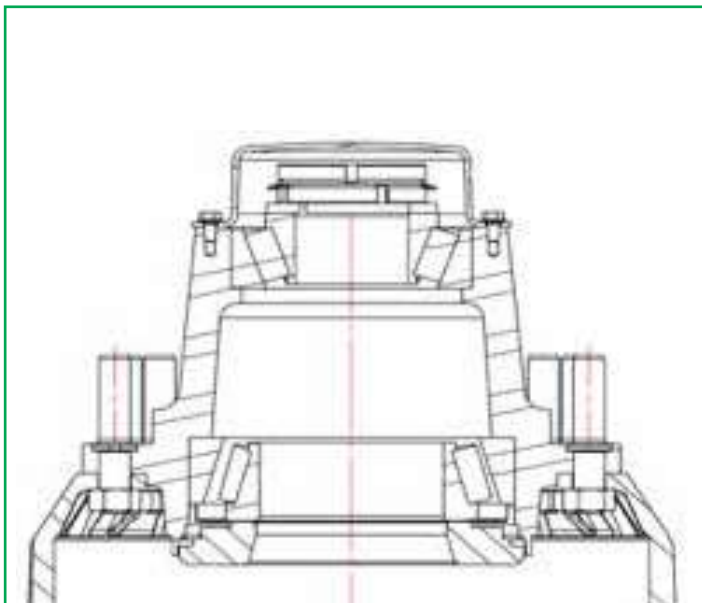
garantire opportune precauzioni per lo stoccaggio. Verificare che la qualità del lubrificante sia ottimale e che gli intervalli di rilubrificazione siano corretti. Controllare le tenute.

**2. DEFINITION OF THE ASSEMBLY STRATEGY**

Before starting the installation activities, and in absence of assembly instructions to establish which methodology must be used and which order of assembly to follow (eg prototype assembly), it is necessary to analyze the layout and evaluate not only the assembly method, but also the order to follow during the assembly of the bearings.

**2. DEFINIZIONE DELLA STRATEGIA DI MONTAGGIO**

Prima di iniziare le attività di installazione, ed in assenza di procedure o istruzioni di montaggio che stabiliscano quale metodologia utilizzare e quale ordine di montaggio seguire (es. montaggio prototipi), occorre analizzare il layout e valutare non solo il metodo di montaggio ma anche l'ordine con il quale si deve avanzare il montaggio dei cuscinetti.



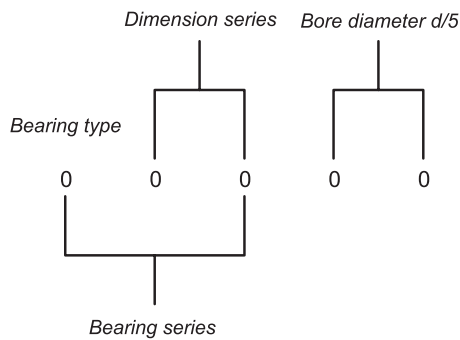
### 3. PICKING THE RIGHT BEARING

At the picking of the bearing, before opening the packaging, check the label outside the box to verify the correspondence between bearing to be mounted and picked bearing.

While checking the type of bearing, keep in mind that the verification of the correct product is not just limited to the main designation, but also to the suffixes that qualify all the characteristics and specifications:

The identification initials of the bearing comprise a series of letters and numbers, all of which have an exact meaning and they are split up into three distinguishing parts, starting from left to right:

- the first is the bearing type
- the second is the dimensional series
- the third is the diameter of the bore.



The first part of the initials characterizes the constructional shape. This part is always indicated numerically, with the exception of cylindrical roller bearings and those with balls with removable ring.

#### BEARING TYPE

0	Double row angular contact ball bearing
1	Self aligning ball bearing
2	Self aligning roller bearing and aligning roller thrust bearing
3	Tapered roller bearing
4	Double row deep groove ball bearing
5	Thrust ball bearing
6	Deep groove ball bearing
7	Angular contact ball bearing
8	Cylindrical roller thrust bearing
N	Cylindrical roller bearing
	If there are one or more letters followed "N" such as NJ, NU, NUP, the code will stand for rib types of bearings
QJ	Four point contact ball bearing

The second part of the initials represents the dimensional series: the other dimensions of the bearing are identified, namely the outside diameter and the width, in relation to the diameter of the bore. There may be different widths for the same bore and outside diameter.

A series of diameters and a series of widths are therefore distinguished.

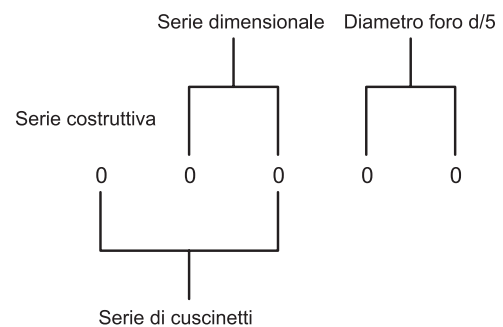
### 3. PRELIEVO DEL CUSCINETTO ESATTO

Al momento del prelievo, prima di aprire le confezioni, consultare l'etichetta apposta sulla scatola per verificare la rispondenza tra cuscinetto da montare e cuscinetto prelevato.

All'atto della verifica della tipologia del cuscinetto, tenere presente che la verifica del prodotto corretto non si limita al solo nomignolo, ma anche ai suffissi che ne qualificano tutte le caratteristiche e specificità:

La sigla di identificazione del cuscinetto è formata da una serie di lettere e da numeri, tutti con un preciso significato ed è divisa in tre parti che la distinguono, procedendo da sinistra a destra :

- la prima la serie costruttiva
- la seconda la serie dimensionale
- la terza il diametro del foro.



La prima parte della sigla caratterizza la forma costruttiva. Questa parte è, ad eccezione dei cuscinetti a rulli cilindrici e per quelli a sfere con anello sfilabile, sempre indicata in forma numerica.

#### SERIE COSTRUTTIVA

0	Cuscinetti obliqui a sfere
1	Cuscinetti orientabili a sfere
2	Cuscinetti orientabili a rulli, cuscinetti assiali orientabili a rulli
3	Cuscinetti a rulli conici
4	Cuscinetti radiali a due corone di sfere
5	Cuscinetti assiali a sfere
6	Cuscinetti radiali ad una corona di sfere
7	Cuscinetti obliqui a sfere ad una corona di sfere
8	Cuscinetti assiali a rulli cilindrici
N	Cuscinetti a rulli cilindrici
	Una o più lettere dopo "N" come NJ, NU, NUP, la sigla identifica una sotto famiglia dei cuscinetti a rulli cilindrici
QJ	Cuscinetti a quattro punti di contatto

La seconda parte della serie costituisce la serie dimensionale: si identificano le altre dimensioni del cuscinetto, precisamente il diametro esterno e la larghezza, rapportate al diametro del foro. Possiamo avere, a parità di foro e di diametro esterno, diverse larghezze.

Si distinguono pertanto una serie di diametri ed una serie delle larghezze.

**SUPPLEMENTARY DESIGNATIONS**

The designation suffixes used to identify certain characteristics of ISB® deep groove radial ball bearings are the following:

- C2 Internal radial clearance smaller than Normal
- C3 Internal radial clearance greater than Normal
- C4 Internal radial clearance greater than C3
- C5 Internal radial clearance greater than C4
- N Groove for snap ring on outer ring
- NR Groove for snap ring on outer ring, with snap ring

- P5 Dimensional and rotation precision pursuant to tolerance class 5 of ISO standard
- P6 Dimensional and rotation precision pursuant to tolerance class 6 of ISO standard
- RS Nitrile-Butadiene-Rubber (NBR) seal with pressed sheet steel reinforcement, on one side of the bearing
- TN Injection moulded cage of polyamide
- TNR Injection moulded cage of polyamide 6.6 with fibreglass reinforcement
- Z Pressed sheet steel shield (no contact seal) on one side of the bearing
- 2RS Nitrile-Butadiene-Rubber (NBR) seal with sheet steel reinforcement, on both sides of the bearing
- ZZ Z shield on both sides of the bearing
- ZZNR Groove for snap ring on outer ring with snap ring and pressed sheet steel shields on both sides of the bearing

**APPELLATIVI SUPPLEMENTARI**

I suffissi nell'appellativo utilizzati per identificare alcune caratteristiche dei cuscinetti radiali a sfere ISB® sono i seguenti:

- C2 Giuoco radiale interno inferiore al Normale
- C3 Giuoco radiale interno maggiore al Normale
- C4 Giuoco radiale interno maggiore di C3
- C5 Giuoco radiale interno maggiore di C4
- N Scanalatura per anello elastico sull'anello esterno
- NR Scanalatura per anello elastico sull'anello esterno, con anello elastico
- P5 Precisione dimensionale e di rotazione secondo la classe di tolleranza 5 della norma ISO
- P6 Precisione dimensionale e di rotazione secondo la classe di tolleranza 6 della norma ISO
- RS Tenuta in gomma acrilonitrilbutadiene (NBR) con rinforzo in lamiera stampata, da un lato del cuscinetto
- TN Gabbia stampata ad iniezione in poliammide
- TNR Gabbia stampata ad iniezione in poliammide 6,6 rinforzata con fibre di vetro
- Z Schermo in lamiera stampata (tenuta non strisciante) da un lato del cuscinetto
- 2RS Tenuta in gomma acrilonitrilbutadiene (NBR) con rinforzo in lamiera, da entrambi i lati del cuscinetto
- ZZ Schermo Z da entrambi i lati del cuscinetto
- ZZNR Scanalatura per anello elastico sull'anello esterno, con anello elastico e schermi in lamiera stampata da entrambi i lati del cuscinetto

	<b>Specifiche Rumorosità (accelerazione) Cuscinetti Radiali Rigidi a Sfera (JB/T 7047-2006)</b>																Redatto da				
																	Leo Iori				
			Data																		
		23/05/2013																			
<b>SERIE DIAMETRALI</b>																					
	<b>0</b>						<b>2</b>						<b>3</b>								
<b>Ø foro</b>	<b>Z</b>	<b>Z1</b>	<b>Z2</b>	<b>Z3</b>	<b>Z4</b>	<b>ZP3</b>	<b>ZP4</b>	<b>Z</b>	<b>Z1</b>	<b>Z2</b>	<b>Z3</b>	<b>Z4</b>	<b>ZP3</b>	<b>ZP4</b>	<b>Z</b>	<b>Z1</b>	<b>Z2</b>	<b>Z3</b>	<b>Z4</b>	<b>ZP3</b>	<b>ZP4</b>
3	35	34	32	28	24	44	40	36	35	32	30	26	46	42	37	36	33	31	27	47	43
4	35	34	32	28	24	44	40	36	35	32	30	26	46	42	37	36	33	31	27	47	43
5	37	36	34	30	26	46	42	38	37	34	32	28	48	44	39	37	35	33	29	49	45
6	37	36	34	30	26	46	42	38	37	34	32	28	48	44	39	37	35	33	29	49	45
7	39	38	35	31	27	47	43	40	38	36	34	29	50	45	41	39	37	35	30	51	46
8	39	38	35	31	27	47	43	40	38	36	34	29	50	45	41	39	37	35	30	51	46
9	41	40	36	32	28	48	44	42	40	37	35	30	51	46	43	41	39	37	32	53	48
10	43	42	38	33	28	49	44	44	42	39	35	30	51	46	46	44	40	37	32	53	48
12	44	43	39	34	29	50	45	45	43	39	35	30	51	46	47	45	40	37	32	53	48
15	45	44	40	35	30	51	46	46	44	41	36	31	52	47	48	46	42	38	33	54	49

	<b>Specifiche Vibrazioni (velocità) Cuscinetti Radiali Rigidi a Sfera (JB/T 10187-2000)</b>																Redatto da	
																	Leo Iori	
			Data															
		23/05/2013																
L = low frequency (50 ÷ 300 Hz) - M = medium frequency (300 ÷ 1800 Hz) - H = high frequency (1800 ÷ 10000 Hz)																		
	<b>V</b>			<b>V1</b>			<b>V2</b>			<b>V3</b>			<b>V4</b>					
<b>Ø foro</b>	<b>L</b>	<b>M</b>	<b>H</b>	<b>L</b>	<b>M</b>	<b>H</b>	<b>L</b>	<b>M</b>	<b>H</b>	<b>L</b>	<b>M</b>	<b>H</b>	<b>L</b>	<b>M</b>	<b>H</b>			
3	80	44	44	60	35	32	48	26	22	31	16	15	28	10	10			
4	80	44	44	60	35	32	48	26	22	31	16	15	28	10	10			
5	110	72	60	74	48	40	58	36	30	35	21	18	32	11	11			
6	110	72	60	74	48	40	58	36	30	35	21	18	32	11	11			
7	130	96	80	92	66	54	72	48	40	44	28	24	38	12	12			
8	130	96	80	92	66	54	72	48	40	44	28	24	38	12	12			
9	130	96	80	92	66	54	72	48	40	44	28	24	38	12	12			
10	160	120	100	120	80	70	90	60	50	55	35	30	45	14	15			
12	160	120	100	120	80	70	90	60	50	55	35	30	45	14	15			
15	210	150	120	150	100	85	110	78	60	65	46	35	52	18	18			
17	210	150	120	150	100	85	110	78	60	65	46	35	52	25	25			
20	260	190	150	180	125	100	130	100	75	80	60	45	60	25	25			
22	260	190	150	180	125	100	130	100	75	80	60	45	60	30	32			
25	260	190	150	180	125	100	130	100	75	80	60	45	60	30	32			

## 4. CLEANING OF THE ASSEMBLY SITE

Before starting the assembly phase, clean the working area to avoid contamination of the bearing surfaces.

Here are some possible problems due to the presence of contaminants on surfaces:



**Fig. 10**

**Part:** inner ring of a tapered roller thrust bearing

**Symptom:** scoring on the face of inner ring rib

**Cause:** worn particles become mixed with lubricant and breakdown of oil film occurs due to excessive load

## 4. PULIZIA DEL LUOGO DI MONTAGGIO

Prima di iniziare le attività di montaggio provvedere alla pulizia dell'area di lavoro per evitare la contaminazione per trasferimento delle superfici del cuscinetto.

Di seguito alcune possibili problematiche dovute alla presenza di agenti contaminanti sulle superfici:

**Fig. 10**

**Componente:** anello interno di un cuscinetto assiale a rulli conici

**Evidenze:** rigature sul piano dell'orletto dell'anello interno

**Causa:** detriti dispersi nel lubrificante e rottura del film di lubrificante dovuta al carico eccessivo



**Fig. 11**

**Part:** inner ring of a double-row tapered roller bearing

**Symptom:** frosted raceway surface

**Cause:** debris caught in the surface

**Fig. 11**

**Componente:** anello interno di un cuscinetto a rulli conici a doppia corona

**Evidenze:** superficie della pista smerigliata

**Causa:** impurità portate in superficie



**Fig. 12**

**Part:** outer ring of a double-row tapered roller bearing

**Symptom:** indentations on raceway surface

**Cause:** debris caught in the surface

**Fig. 12**

**Componente:** anello esterno di un cuscinetto a rulli conici a doppia corona

**Evidenze:** ammaccature sulla pista

**Causa:** impurità portate in superficie



**Fig. 13**

**Part:** inner ring of a tapered roller bearing

**Symptom:** small and large indentations occur over entire raceway surface

**Cause:** debris caught in the surface

**Fig. 13**

**Componente:** anello interno di un cuscinetto a rulli conici

**Evidenze:** ammaccature di varie dimensioni sull'intera pista

**Causa:** impurità portate in superficie



**Fig. 14**

**(Abrasive) Wear on tapered roller bearing**

**Cause of failure:**

contaminated lubricant causing wear of the bearing contacting surfaces, which is clearly illustrated on the roller end faces.

**Countermeasure:**

improve system cleanliness.

**Fig. 14**

**(Abrasion) Usura su cuscinetto a rulli conici**

**Causa del danneggiamento:**

lubrificazione contaminata che causa usura del cuscinetto sulle superfici a contatto, chiaramente visibile sulle superfici laterali dei rulli.

**Contromisure:**

migliorare la pulizia.



## 5. BEARING ASSEMBLY

**ATTENTION:** all phases of bearing handling must be carried out taking care not to damage the surfaces and not to bring the bearing in contact with potentially aggressive substances that could alter its surface condition; among these, also fingerprints caused by handling without gloves.

**Fig. 15**  
**Corrosion, hand perspiration (fingerprint)**

**Cause of failure:**

faulty handling, bearing in the unpreserved condition was touched with perspiring hands.

**Countermeasure:**

avoid touching bearings with moist/perspiring hands. Use gloves or a barrier cream.

Bearing assembly is a procedure that requires some preliminary activities, which can be summarized in the list below:

1. Bearing cleaning
2. Cleaning of the coupling housings
3. Verification of the coupling housings
4. Bearing splicement.

During the bearing handling it is necessary to pay attention in order to avoid their damage or deformation; here are some representative images of advice related to precautions that should be adopted during the handling phases of bigger bearings which, where possible and where required, can be provided with holes for eyebolts fixing:

## 5. MONTAGGIO DEL CUSCINETTO

**ATTENZIONE:** tutte le fasi di manipolazione del cuscinetto devono essere eseguite avendo cura di non danneggiare le superfici e di non portare a contatto il cuscinetto con sostanze potenzialmente aggressive che potrebbero alterarne lo stato superficiali; tra queste anche le mani nude.

**Fig. 15**  
**Corrosione, sudore delle mani (impronte digitali)**

**Causa del danneggiamento:**

movimentazione impropria, cuscinetto privo di olio protettivo manipolato a mani nude.

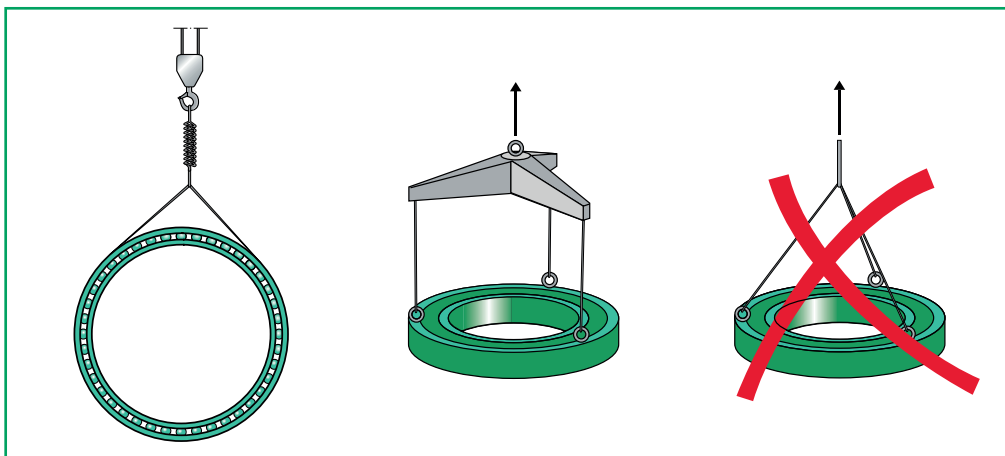
**Contromisure:**

evitare il contatto col cuscinetto a mani nude. Usare guanti o una crema protettiva.

Il montaggio del cuscinetto è una procedura che necessita di alcune attività preliminari, che si possono schematizzare nell'elenco di seguito:

1. Pulitura del cuscinetto
2. Pulitura delle sedi di accoppiamento
3. Verifica delle sedi di accoppiamento
4. Calettamento del cuscinetto.

Durante le fasi di movimentazione dei cuscinetti è necessario prestare la massima attenzione al fine di evitare l'insorgere di danneggiamenti o deformazioni; di seguito alcune immagini rappresentative di consigli sugli accorgimenti che è bene adottare durante le fasi di movimentazione di cuscinetti di grandi dimensioni che, ove possibile ed ove richiesto, possono essere provvisti di fori per l'inserimento di golfari:



### 5.1 CHECKING THE COUPLING SEATS

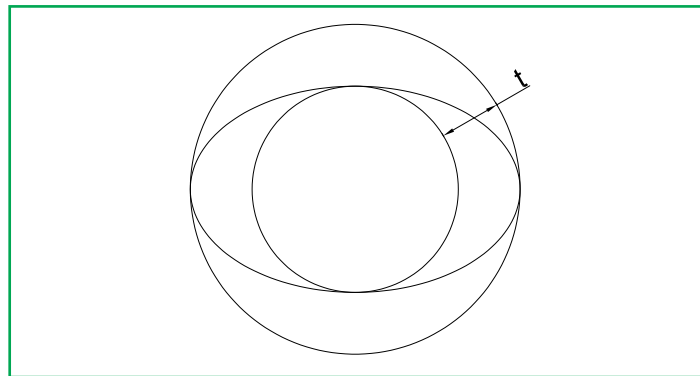
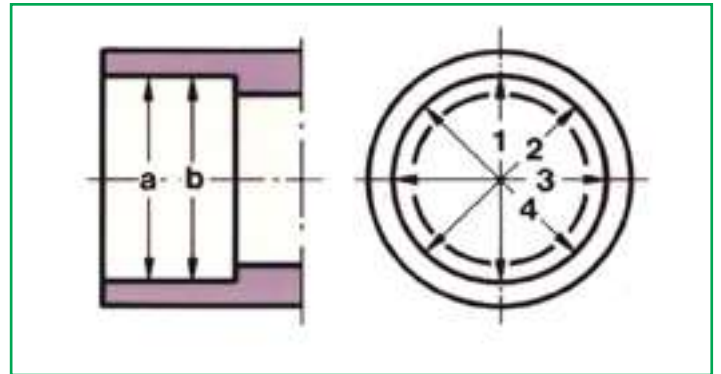
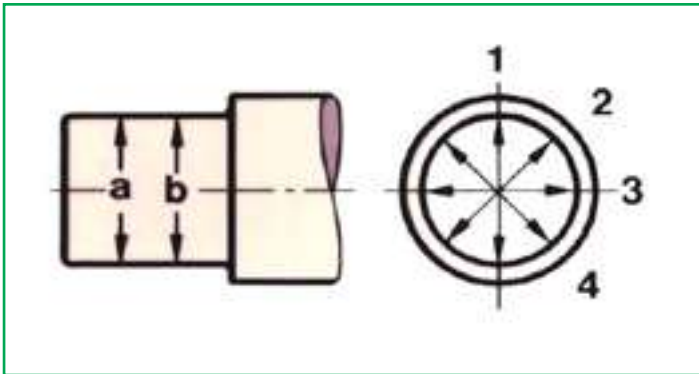
The verification of the dimensional accuracy (seat tolerances) and shape (roundness and perpendicularity) of all components adjacent to the bearing, becomes a strategic activity to guarantee the service life of the bearing.

Dimensional control must not only provide dimensional verification, but also the shape error (circularity and cylindricity) and the coaxiality of the seats.

### 5.1 VERIFICA DELLE SEDI DI ACCOPPIAMENTO

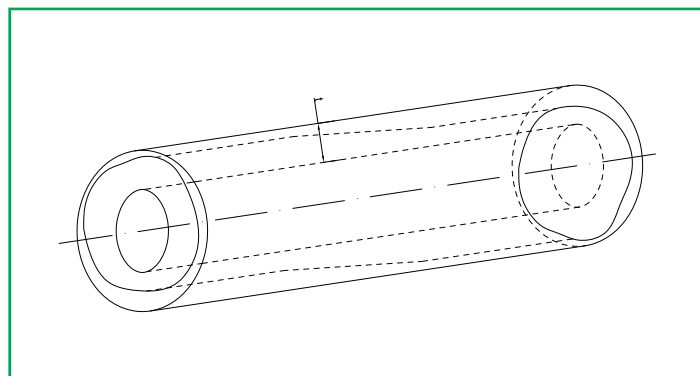
La verifica della precisione dimensionale (tolleranze delle sedi) e di forma (rotondità e quadratura) di tutti i componenti adiacenti al cuscinetto diventa un'attività strategica per garantire la durata di esercizio del cuscinetto.

Il controllo dimensionale deve prevedere non solo il rispetto dimensionale dei diametri, ma anche l'errore di forma (circolarità e cilindricità) e la coassialità delle sedi.



The tolerance zone is limited by two concentric circles whose radii differ for the  $t$  value.

La zona di tolleranza è limitata da due cerchi concentrici i cui raggi differiscono per il valore  $t$ .



The tolerance zone is limited by two concentric cylinders whose radii differ for the  $t$  value.

La zona di tolleranza è limitata da due cilindri concentrici i cui raggi differiscono per il valore  $t$ .

Problems related to the missing verification of the coupling seats (dimensional problems):

*Problematiche connesse con la mancata verifica delle sedi di accoppiamento (problematiche dimensionali):*



**Fig. 16**  
**Full running path pattern around entire raceway circumference of stationary outer ring of self-aligning ball bearing with rotating inner ring**

**Fig. 16**  
**Danneggiamento dell'intera circonferenza della pista dell'anello esterno stazionario di un cuscinetto orientabile a sfere con anello interno rotante**

**Cause of failure:**

temperature difference between shaft and housing too large; adjacent parts not within tolerances; wrong selection of bearing internal clearance.

**Countermeasure:**

check dimensions of shaft and housing. Check temperature influence on bearing clearance. Select bearing with suitable clearance. If the inner ring is mounted on tapered seating, select correct driving up distance.

**Causa del danneggiamento:**

*elevata differenza di temperatura tra albero e sede; componenti adiacenti non in tolleranza; gioco interno del cuscinetto non corretto.*

**Contromisure:**

*verificare le dimensioni dell'albero e della sede. Verificare l'influenza della temperatura sul gioco del cuscinetto. Selezionare un cuscinetto con gioco radiale corretto. Se l'anello interno è montato su una sede conica, verificare la corretta misura di posizionamento.*



**Fig. 17**  
**Fretting corrosion on entire surface of inner ring bore**

**Fig. 17**  
**Corrosione da sfregamento dell'intera superficie del foro**

**Cause of failure:**

insufficient interference fit. Repeated sliding between inner ring and shaft causing fretting corrosion. In this case, creeping of the inner ring has also occurred.

**Countermeasure:**

specify adequate fit with in relation to load. Consider influence of surface roughness of shaft seating.

**Causa del danneggiamento:**

*interferenza insufficiente. Slittamento ripetuto tra l'anello interno e l'albero che causa corrosione. In questo caso, anche strisciamento dell'anello interno.*

**Contromisure:**

*specificare l'interferenza corretta in funzione del carico. Considerare anche la rugosità della sede sull'albero.*



**Fig. 18**  
**Highly polished outside surface of outer ring over entire circumference, scratches and indications of fretting corrosion partly visible**

**Cause of failure:**

loose fit between outer ring and housing and a radial load rotating in relation to the outer ring.

Resulting creep of the outer ring in the housing had a polishing effect on the outside surface of the outer ring. Scratches and slight indications of fretting corrosion are visible.

**Countermeasure:**

choose correct fit in relation to load and operating conditions.

**Fig. 18**  
**Lucidatura dell'intera circonferenza dell'anello esterno, visibili danneggiamenti ed evidenze di corrosione**

**Causa del danneggiamento:**

perdita di bloccaggio tra l'anello esterno e la sede e carico radiale rotante rispetto all'anello esterno. Conseguente strisciamento dell'anello esterno nella sede che lucida l'anello esterno. Sono visibili rigature e segni di corrosione da strisciamento.

**Contromisure:**

specificare l'interferenza corretta in funzione del carico e delle condizioni operative.



**Fig. 19**  
**Part:** inner ring of a spherical roller bearing  
**Symptom:** creep accompanied by scoring of bore surface  
**Cause:** insufficient interference

**Fig. 19**  
**Componente:** anello interno di un cuscinetto a rulli sferici  
**Evidenze:** strisciamento con rigature della superficie del foro  
**Causa:** interferenza insufficiente

## 5.2 VERIFICATION OF THE ALIGNMENT OF THE COUPLING HOUSINGS

The assembly of the bearings must be performed obtaining a good final alignment of their rings, both for coaxiality and for angular positioning.

A misalignment of shaft may have several important consequences for the system, including:

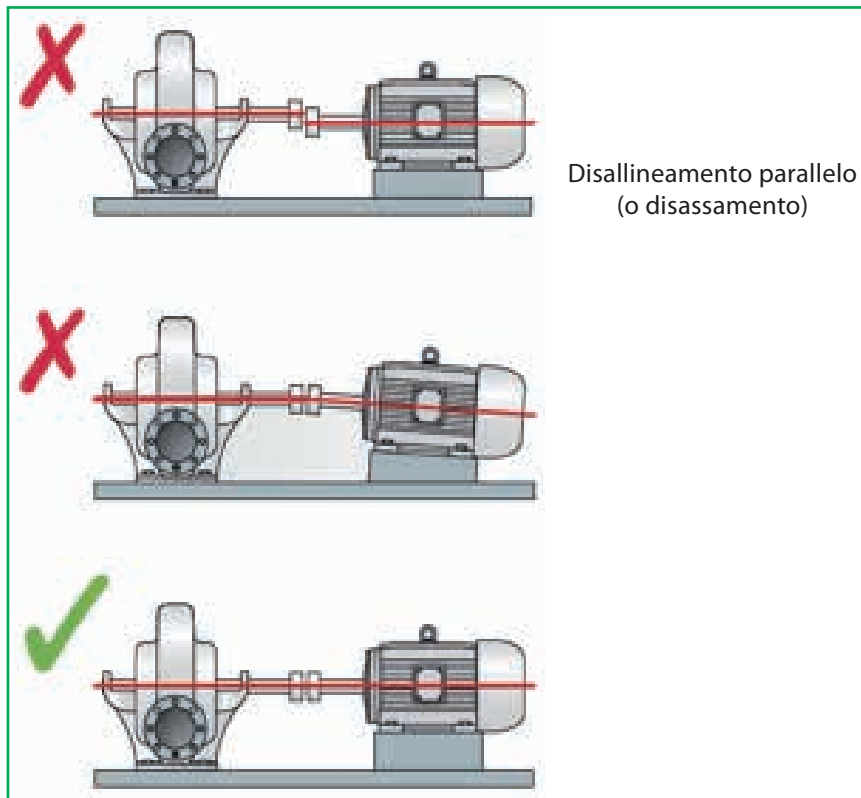
- Higher friction and consequently higher energy consumption
- Premature failure of bearings and seals
- Premature failure of the shaft and the coupling
- Excessive loss of lubricant from the seals
- Breakage of couplings and bolts
- Higher vibration and noise

## 5.2 VERIFICA DELL'ALLINEAMENTO DELLE SEDI DI ACCOPPIAMENTO

L'assemblaggio dei cuscinetti deve essere eseguito ottenendo un buon allineamento finale degli anelli del cuscinetto, sia per coassialità, che per posizionamento angolare.

Un disallineamento degli alberi può avere diverse conseguenze importanti per il sistema, tra le quali:

- Maggiore attrito e di conseguenza maggiore consumo di energia
- Cedimento prematuro dei cuscinetti e delle tenute
- Cedimento prematuro dell'albero e dell'accoppiamento
- Eccessiva perdita di lubrificante dalle tenute
- Rotture degli accoppiamenti e dei bulloni
- Maggiori vibrazioni e rumore



Disallineamento parallelo (o disassamento)

	Righello	Comparatori	Allineamento alberi al laser
Precisione	--	++	++
Velocità	++	--	+
Facilità d'uso	++	--	+

Problems related to the missing verification of the coupling housings (alignment problems):

*Problematiche connesse con la mancata verifica delle sedi di accoppiamento (problematiche di allineamento):*



**Fig. 20**  
**Oblique running path flaking pattern on inner ring raceway**


**Fig. 20**  
**Usura obliqua di rotolamento sulla pista dell'anello interno**

**Cause of failure:**  
misalignment during operation; shaft deflection; abutment faces on mating part(s) out-of-square.

**Countermeasure:**  
check that the equipment is suitable for the bearing type. Eliminate misalignment or select a bearing type suitable to accommodate the misalignment. Reduce shaft deflection. Check the squareness of the abutment faces on mating part(s).

**Causa del danneggiamento:**  
*disallineamento durante il funzionamento; inclinazione dell'albero con posizionamento fuori squadra degli spallamenti.*

**Contromisure:**  
*verificare che le attrezzature siano ottimali per il tipo di cuscinetto. Eliminare i disallineamenti o utilizzare cuscinetti che ammettano disallineamenti. Ridurre l'inclinazione dell'albero. Verificare la perpendicolarità delle superfici di spallamento.*



**Fig. 21**  
**Overload**

**Cause of failure:**

excessive misalignment of a tapered roller bearing causing overloading and plastic deformation in part of the rolling element contact. This results in the flaking, shown as a cross contact pattern in the outer ring raceway.

**Countermeasure:**

check the application conditions regarding loading, alignment and shaft and housing deformation.

**Fig. 21**  
**Sovraccarichi**

**Causa del danneggiamento:**

eccessivo disallineamento di un cuscinetto a rulli conici che causa sovraccarichi e deformazioni plastiche degli elementi a contatto. Questo comporta il fenomeno di flaking, sotto forma di segni di contatto sulla pista dell'anello esterno.

**Contromisure:**

verificare l'applicazione, nello specifico carichi, allineamenti e deformazioni di albero e sede



**Fig. 22**

**Part:** cage of an angular contact ball bearing

**Symptom:** pocket pillar fractures from a cast iron machined cage

**Cause:** abnormal load action on cage due to misaligned mounting between inner and outer rings

**Fig. 22**

**Componente:** gabbia di un cuscinetto a contatto angolare

**Evidenze:** danneggiamento delle tasche di una gabbia in acciaio lavorata

**Causa:** carico assiale anomalo sulla gabbia, dovuto a disallineamento al montaggio tra gli anelli del cuscinetto



**Fig. 23**

**Part:** inner ring of a cylindrical roller bearing

**Symptom:** axial scratches on raceway surface

**Cause:** inclination of inner and outer rings during mounting

**Fig. 23**

**Componente:** anello interno di un cuscinetto a rulli cilindrici

**Evidenze:** incisioni assiali sulla pista

**Causa:** inclinazione dei due anelli durante il montaggio



**Fig. 24**  
**Part:** outer ring of a double-row cylindrical roller bearing  
**Symptom:** axial scratches at roller pitch intervals on raceway surface  
**Cause:** inclination of inner and outer rings during mounting

**Fig. 24**  
**Componente:** anello esterno di un cuscinetto a rulli cilindrici a due corone  
**Evidenze:** incisioni assiali sulla pista a passo rullo  
**Causa:** inclinazione dei due anelli durante il montaggio



**Fig. 25**  
**Part:** rollers of a cylindrical roller bearing  
**Symptom:** axial scratches on rolling surface  
**Cause:** inclination of inner and outer rings during mounting

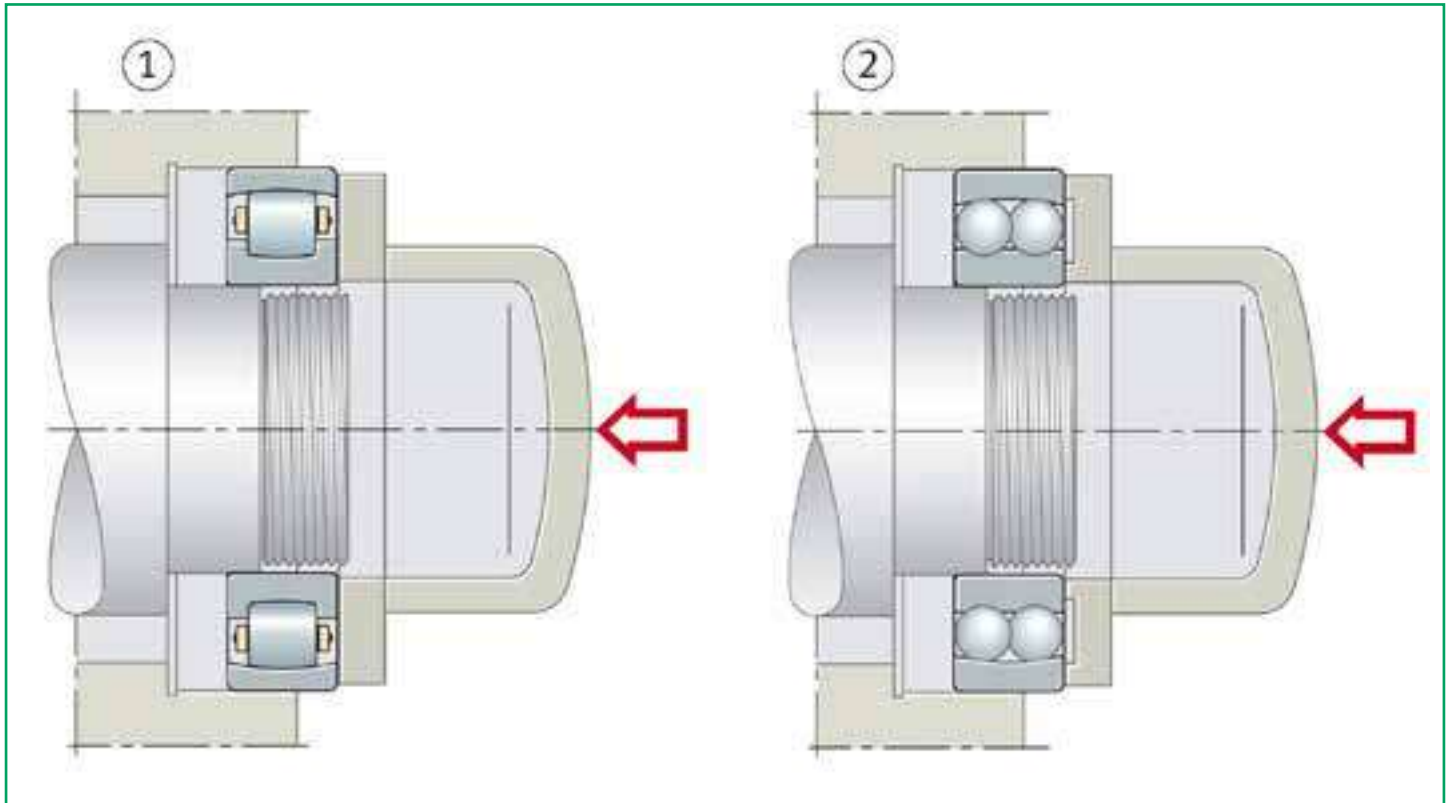
**Fig. 25**  
**Componente:** rulli di un cuscinetto a rulli cilindrici  
**Evidenze:** incisioni assiali sulla superficie di rotolamento  
**Causa:** inclinazione dei due anelli durante il montaggio

### 5.3 MECHANICAL SPLICEMENT OF THE BEARING

Mechanical splicement of the bearing is generally meant to be the assembly at the environmental condition; when this operation is carried out with a hammer and gauge, it must be paid attention not to hit the rings directly, instead using a device that must not have internal turning for the assembly of spherical roller bearings; internal turning must be performed on the device for some self aligning ball bearings assembly.

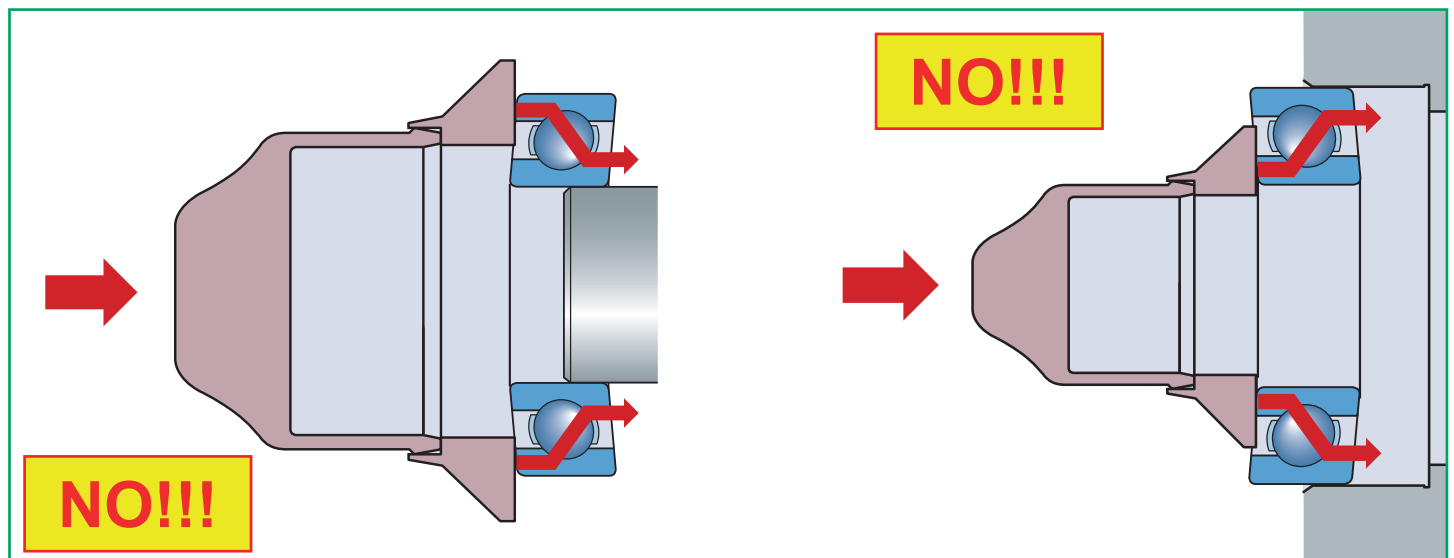
### 5.3 CALETTAMENTO MECCANICO DEL CUSCINETTO

Per calettamento meccanico del cuscinetto si intende genericamente il montaggio a freddo; quando questa operazione viene eseguita con martello e tampone, di deve prestare attenzione a non colpire mai direttamente gli anelli, ma di utilizzare un tampone che deve essere senza tornitura interna per il montaggio dei cuscinetti orientabili a rulli e con tornitura interna per alcuni cuscinetti orientabili a sfere.



Important note is to perform the assembly taking care not to transfer the load from one ring to another, passing through the rolling elements:

Nota importante è quella di eseguire il montaggio avendo cura di non trasferire il carico da un anello all'altro, passando attraverso i corpi volenti:

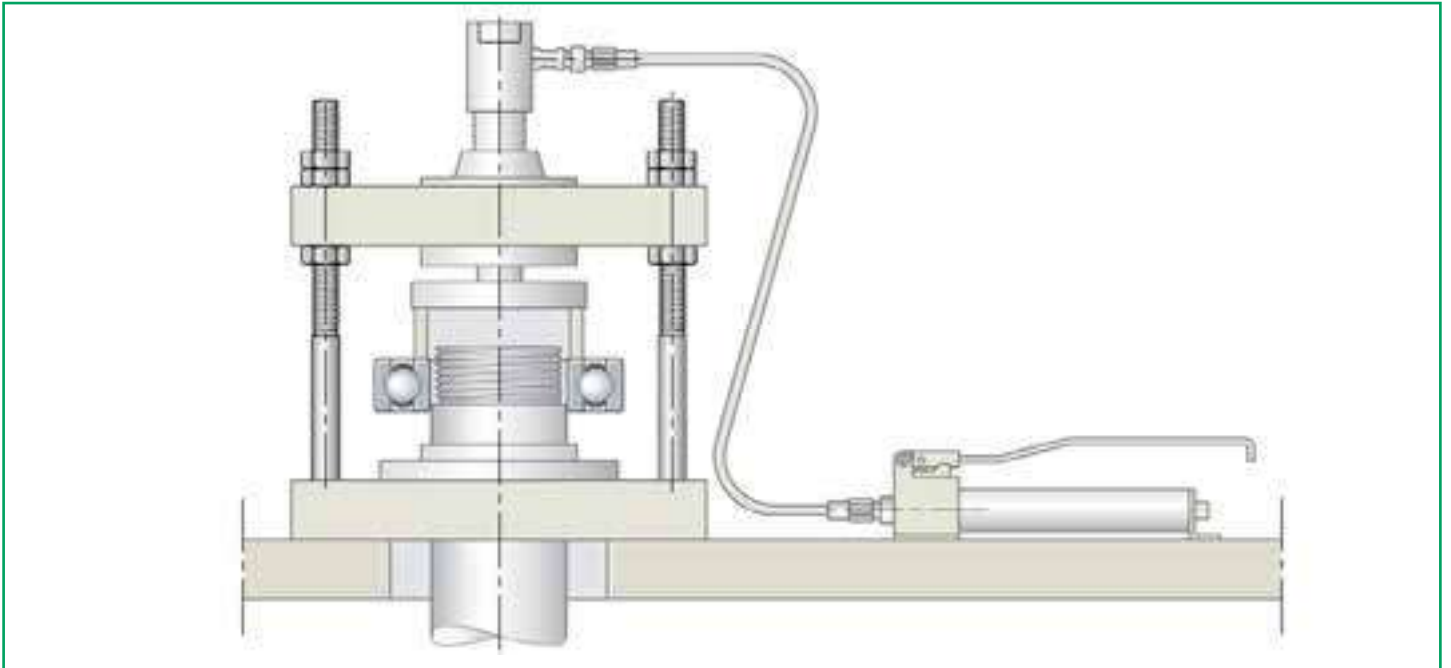


## 5.4 HYDRAULIC SPLICEMENT OF THE BEARING

A different possibility to perform the assembly of bearings with a diameter of approximately 80mm or less, is to perform a shrink fit using mechanical or hydraulic presses, always taking care to comply with the above detailed instructions.

## 5.4 CALETTAMENTO IDRAULICO DEL CUSCINETTO

*Una diversa possibilità per eseguire il montaggio di cuscinetti con foro di diametro indicativamente minore o uguale a 80mm, è quella di eseguire un calettamento a freddo utilizzando presse meccaniche o idrauliche, sempre avendo cura di rispettare le prescrizioni sopra dettagliate.*

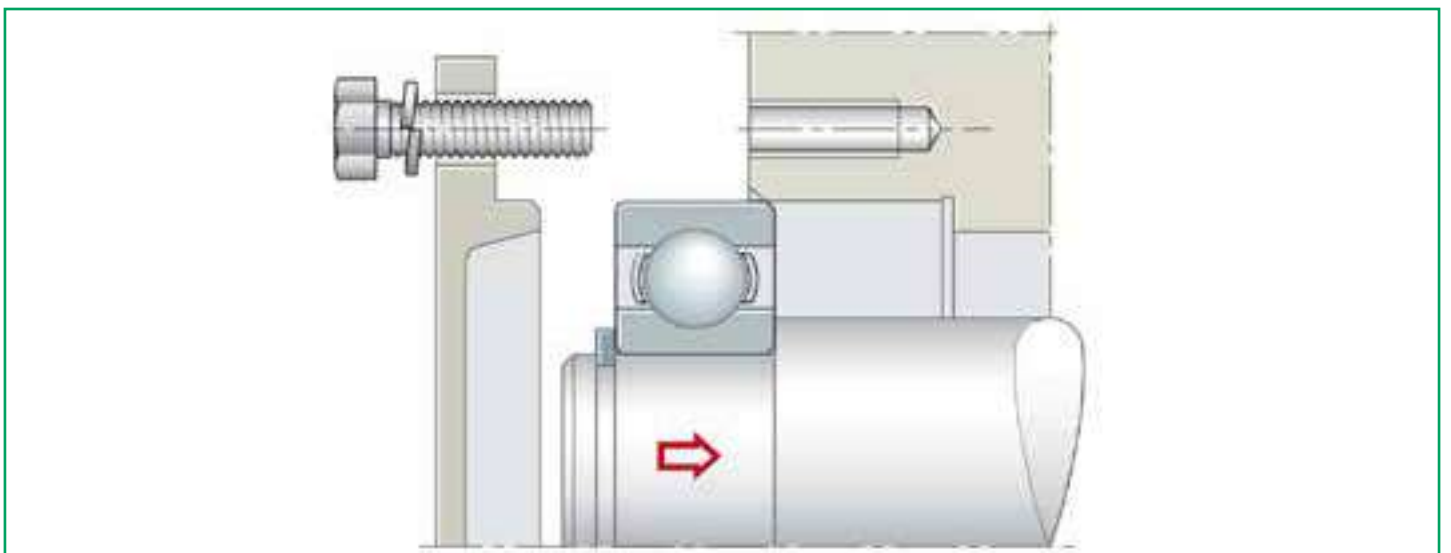


## 5.5 MECHANICAL SPLICEMENT OF THE BEARING

During bearings assembly, in order to avoid the denting of the races as a result of load transfer from one ring to the other through the rolling elements, it is necessary to apply the assembly forces to the ring that is mounted, always taking care of never directly hit the ring itself.

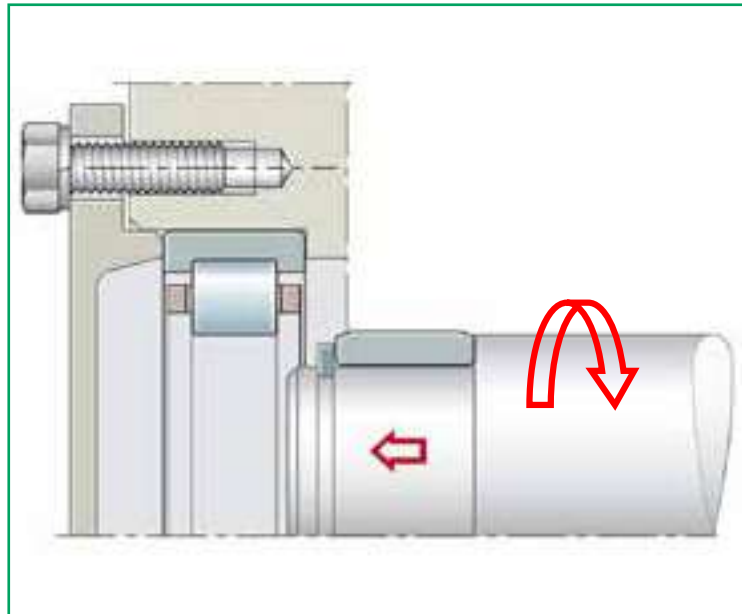
## 5.5 CALETTAMENTO MECCANICO DEL CUSCINETTO

*Durante il montaggio dei cuscinetti, al fine di evitare l'ammaccatura delle piste a seguito di trasferimento di carico da un anello all'altro tramite i corpi volventi, è necessario applicare le forze di montaggio all'anello che viene montato, sempre avendo cura di non colpire mai direttamente l'anello stesso.*



The assembly of the dismountable bearings is made easier by the fact that the rings can be mounted individually on the shaft and seat, then proceeding to their following coupling. In such cases, it is suggested to perform the final assembly by rotating the bearing to avoid scratches and markings of raceways and rolling elements.

*Il montaggio dei cuscinetti scomponibili è facilitato dal fatto che gli anelli possono essere montati individualmente su albero e sede, salvo poi procedere al loro accoppiamento successivo. In questi casi si suggerisce di eseguire l'assemblaggio finale facendo ruotare il cuscinetto per evitare graffi e marcature di piste e corpi volenti.*



Some possible fit solutions with <100mm hole bearings are the followings:

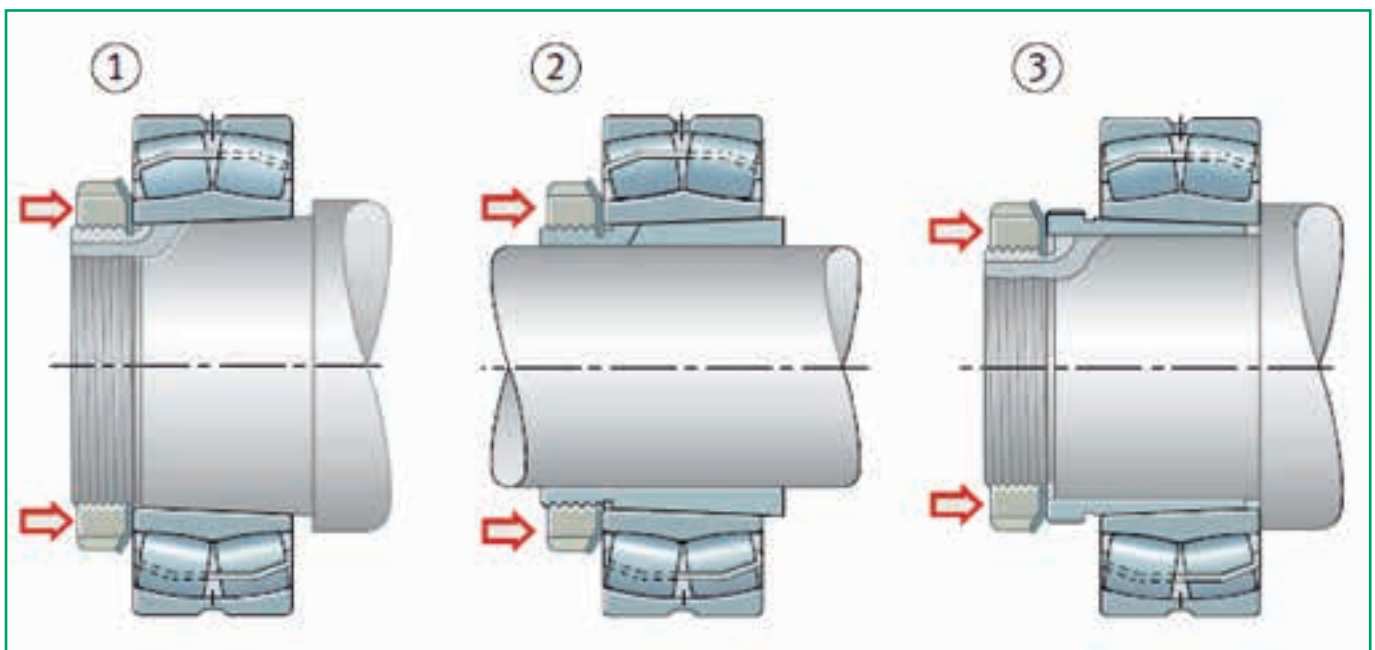
1. on conical shaft
2. with adapter sleeve
3. with withdrawal sleeve

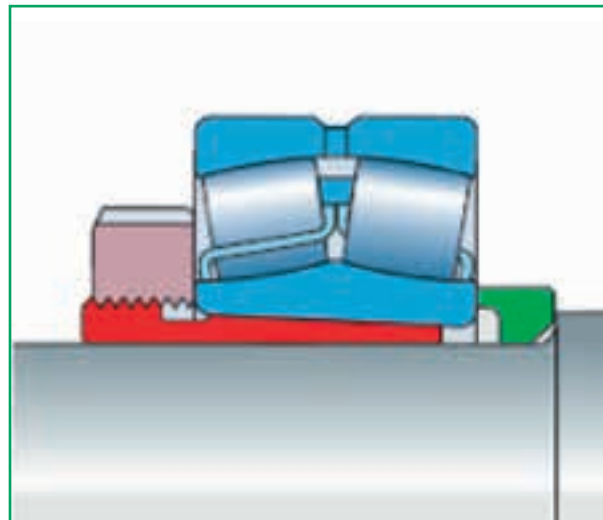
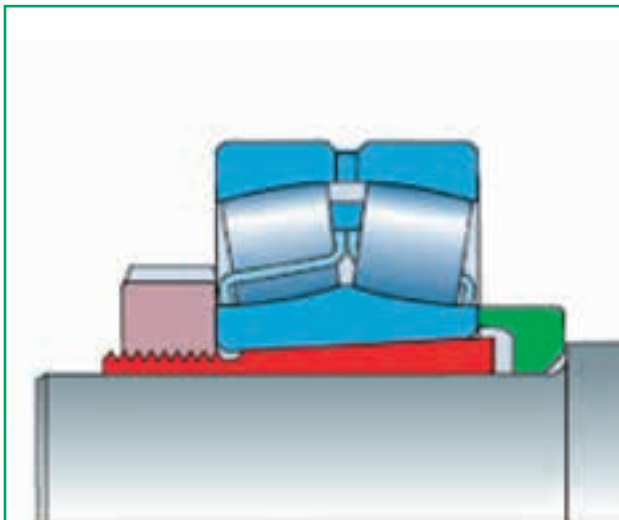
to be performed with some light lubrication of the sliding surfaces.

*Alcune possibili soluzioni di calettamento con cuscinetti di foro <100mm sono quelle:*

1. su albero conico
2. con bussola di trazione
3. con bussola di pressione

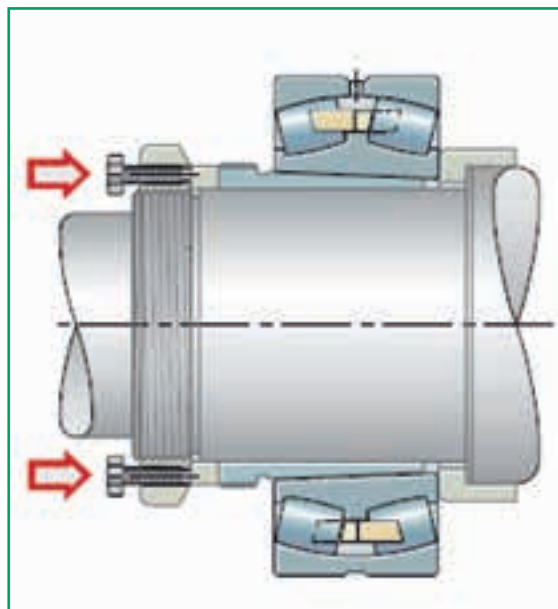
*da eseguire prevedendo una leggera lubrificazione delle superfici in scorrimento relativo.*





The assembly of medium-sized bearings (80-200 mm) must be carried out by inserting a protective spacer between the screw and the bearing.

*Il montaggio dei cuscinetti di medie dimensioni (80-200 mm) deve invece essere condotto inserendo un distanziale di protezione tra vite e cuscinetto.*



### 5.6 MECHANICAL SPLICEMENT OF COMPOSED BEARING AND ANGULAR CONTACT BEARINGS FOR "UNIVERSAL" COUPLING

During the assembly of bearings with dismountable components (tapered rollers, thrust ball bearings and rollers, etc.), the separate splicement of the two separable elements is provided.

It is good to remember that each bearing is a single entity and therefore defined individually, and the peculiarities of each of the components of the bearing gives characteristics of uniqueness to the bearing itself: for this reason, it is important NOT to mix the components of homologous bearings during assembly.

Therefore, special tools and equipments must be provided for the separate assembly of each component, without exchanging them on the various applications to be assembled.

### 5.6 CALETTAMENTO MECCANICO DI CUSCINETTI A PARTI SCOMPONIBILI E CUSCINETTI A CONTATTO ANGOLARE PER ACCOPPIAMENTO «UNIVERSALE»

*Nel montaggio di cuscinetti con componenti scomponibili (rulli conici, assiali a sfere e rulli etc.), è previsto il calettamento distinto dei due elementi tra loro separabili.*

*È bene ricordare come ogni singolo cuscinetto sia un'entità lavorata e quindi definita singolarmente, e le peculiarità di ciascuno dei componenti il cuscinetto dona caratteristiche di unicità al cuscinetto stesso: per questo motivo, è bene NON mescolare i componenti di cuscinetti omologhi in fase di assemblaggio.*

*Devono dunque essere predisposti speciali tamponi e attrezzature per il montaggio separato di ciascuno dei componenti, senza però scambiare gli stessi sui vari gruppi da assemblare.*

Even in case of angular contact bearings “for universal coupling”, it should be remembered that this type is made “in pair”, as each couple becomes a functional unit, which can not be mixed with bearings of other couples, in order not to modify fundamental dimensional characteristics, such as preloads or residual axial clearances.

*Allo stesso modo, anche nel caso di cuscinetti a contatto angolare “per accoppiamento universale”, è bene ricordare che questa tipologia viene realizzata “a coppie”, in quanto ogni coppia diventa un’unità funzionale propria, che non può essere mescolata con altri cuscinetti di altre coppie, per non modificare caratteristiche dimensionali fondamentali, quali eventuali precarichi o giuochi assiali residui.*

## 5.7 MECHANICAL SPLICEMENT OF BEARINGS WITH CONICAL HOLE

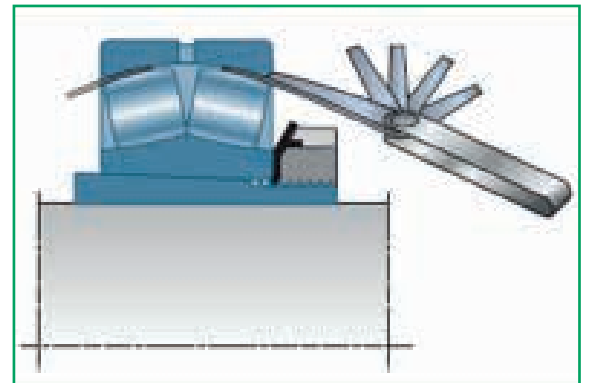
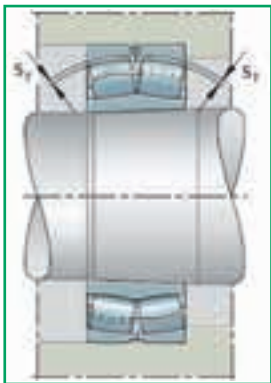
The progressive splicement of the bearing with a tapered bore on the tapered seat (tapered shaft or sleeve) determines a progressive reduction of the radial clearance, whose entity must be monitored throughout the forcing phase, until completion.

The clearance, which can be measured with thickness gauges, must be checked on both races in order to verify the correctness of the assembly.

## 5.7 CALETTAMENTO MECCANICO DI CUSCINETTI CON FORO CONICO

*Il calettamento progressivo del cuscinetto con foro conico sulla sede conica (albero conico o bussola) determina una progressiva riduzione del gioco radiale, la cui entità deve essere monitorata durante tutta la fase di forzamento, fino al completamento.*

*Il gioco, che può essere misurato mediante spessimetri, deve essere verificato su entrambe le piste al fine di comprovare la correttezza del montaggio.*



## 5.8 THERMAL MOUNTING OF THE BEARING

Assembly with thermal methods is suggested where hydraulic presses and mechanical procedures are not applicable to the fitting of bearings with cylindrical bore, for which a forced coupling is provided; in these cases it is possible to proceed using one of the following methods:

- Oil bath
- Electric plate
- Induction heaters
- Oven
- Electro-induction

## 5.8 MONTAGGIO TERMICO DEL CUSCINETTO

*Il montaggio mediante metodi termici viene suggerito laddove le presse idrauliche e le procedure meccaniche non sono applicabili al calettamento di cuscinetti con foro cilindrico, per i quali è previsto un accoppiamento forzato; in questi casi si può procedere impiegando uno dei seguenti metodi:*

- Bagno d’olio
- Piastra elettrica
- Riscaldatori ad induzione
- Forno
- Elettroinduzione

The choice of the device is made in relation to the characteristics of the bearing to be mounted and involves the adoption of various precautions.

In any case, the general recommendation is to pay particular attention to never exceed 120 ° C in the heating of non-stabilized bearings (otherwise classified as “S” or “bonderized”), in order to avoid alterations in the metallographic structure and the characteristics of the materials, as well as putting special care while treating bearings with plastic cages which, due to their characteristics, are much more sensitive to high temperatures.

*La scelta del dispositivo viene fatta in relazione alle caratteristiche del cuscinetto da montare e comporta l’adozione di diversi accorgimenti e cautele.*

*In ogni caso, la raccomandazione generale è quella di prestare particolare attenzione a non superare mai i 120°C nel riscaldamento di cuscinetti non stabilizzati (altrimenti classificati “S” o “bonderizzati”) per evitare alterazioni della struttura metallografica e delle caratteristiche dei materiali, nonché di trattare con particolare cura cuscinetti con gabbie in plastica che, per caratteristica propria di questo materiale, risultano molto più sensibili alle temperature elevate.*

Lastly, it is not recommended to use a free flame to heat the bearings, not only because the system is inefficient and uncontrolled, as well as dangerous for the operator, but also because it often causes damages to the bearings.

*Si sconsiglia infine l'uso di una fiamma libera per riscaldare i cuscinetti non solo perché il sistema è inefficiente ed incontrollato, oltre che pericoloso per l'operatore, ma anche perché spesso causa il danneggiamento dei cuscinetti.*

### 5.8.1 THERMAL MOUNTING OF THE BEARING - OIL BATH

This type of assembly is suitable for all bearing sizes and allow to reach temperatures of about 80-100 ° C.

### 5.8.1 MONTAGGIO TERMICO DEL CUSCINETTO - BAGNO D'OLIO

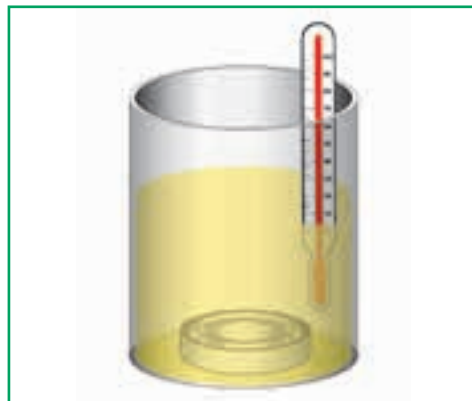
*Questo tipo di montaggio è adatto a tutte le dimensioni di cuscinetti e prevede il raggiungimento di temperature di circa 80-100°C.*

However, it should be noted that:

- in the oil bath it often takes a long time to reach the required temperature, moreover with an important energy consumption and an approximate control of the real temperature reached by the bearings
- the risk of bearing contamination, in the presence of dirty or used oil, is considerable and may lead to its premature failure
- considering that locally higher temperatures can be reach in the bath, which could deteriorate the bearing, interpose an insulating support between the bearing and the bottom of the container
- handling hot, greasy and slippery bearings involves important risks for the operator and careful attention must be paid to avoid potential injuries.

*Si segnala però che:*

- *spesso con i bagni d'olio si impiega molto tempo per raggiungere la temperatura richiesta, peraltro a fronte di un importante consumo di energia e di un controllo approssimativo della reale temperatura raggiunta dai cuscinetti*
- *il rischio di contaminare il cuscinetto, in presenza di olio sporco o utilizzato, è notevole e può portare al cedimento prematuro dello stesso*
- *considerato che nel bagno possono prodursi temperature localmente più elevate in grado di deteriorare il cuscinetto, interporre un supporto isolante tra il cuscinetto ed il fondo del recipiente*
- *maneggiare cuscinetti caldi, unti e scivolosi presenta rischi importanti per l'operatore ed è necessario prestare molta attenzione per evitare potenziali infortuni.*



### 5.8.2 THERMAL MOUNTING OF THE BEARING - ELECTRIC PLATE

These devices find application for the assembly of medium-small bearings, and give the possibility to regulate the temperature; indicatively, a temperature of 80-100 ° C is generally sufficient for assembly.

However, It should be noted that, while proceeding with the electric plate it is necessary to turn the bearing several times to obtain a uniform heating which must not however exceed the temperature of 120 ° C for standard bearings; therefore, it is not recommended for large bearings, not only for economic and time inefficiencies, but also to reduce the risks for the operator during handling.

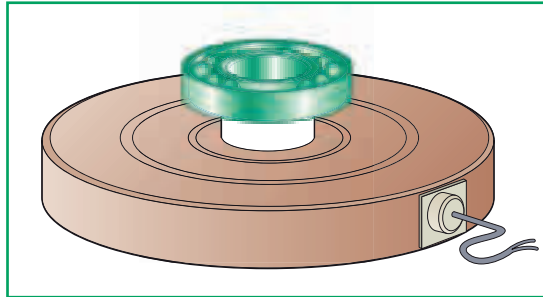
### 5.8.2 MONTAGGIO TERMICO DEL CUSCINETTO - PIASTRA ELETTRICA

*Questi dispositivi trovano applicazione per il montaggio di cuscinetti medio piccoli, e danno la possibilità di regolare la temperatura; indicativamente, una temperatura di 80-100 °C è generalmente sufficiente al montaggio.*

*Si segnala tuttavia che procedendo con la piastra elettrica è necessario girare il cuscinetto più volte per ottenere un riscaldamento uniforme che non deve comunque superare la temperatura di 120°C per cuscinetti standard; se ne sconsiglia quindi l'impiego per cuscinetti grandi, non solo per le inefficienze economiche e di tempo, ma anche per ridurre i rischi per l'operatore durante la manipolazione.*

It should also be noted that it is advisable to avoid direct contact of the bearing with the plate by means of a thickness, especially if the heated plate does not require automatic adjustment. The thickness is mandatory for sealed bearings.

*Si segnala inoltre che è bene evitare il contatto diretto del cuscinetto con la piastra per mezzo di uno spessore, soprattutto nel caso in cui la piastra riscaldata non comporti una regolazione automatica. Lo spessore è obbligatorio per i cuscinetti stagni.*

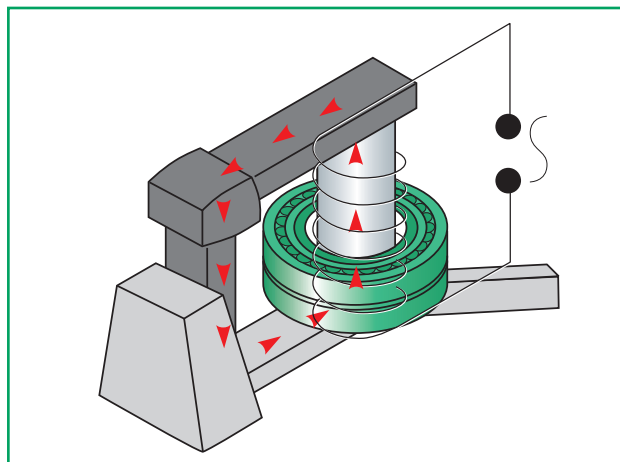


### 5.8.3 THERMAL MOUNTING OF THE BEARING - INDUCTION HEATERS

This type of device finds application for bearings of all sizes and types, and is characterized by a fast process that does not involve parts contamination, therefore it is suitable for series assembly; another positive aspect is that the induction heaters allow automatic demagnetization after assembly of the pieces.

### 5.8.3 MONTAGGIO TERMICO DEL CUSCINETTO - RISCALDATORI AD INDUZIONE

*Questo tipo di dispositivo trova applicazione per cuscinetti di tutte le dimensioni e tipologie, è caratterizzato da un processo veloce che non comporta contaminazione dei particolari e che quindi risulta indicato per montaggi in serie; altro aspetto positivo è che i riscaldatori ad induzione permettono la smagnetizzazione automatica dopo il montaggio dei pezzi.*

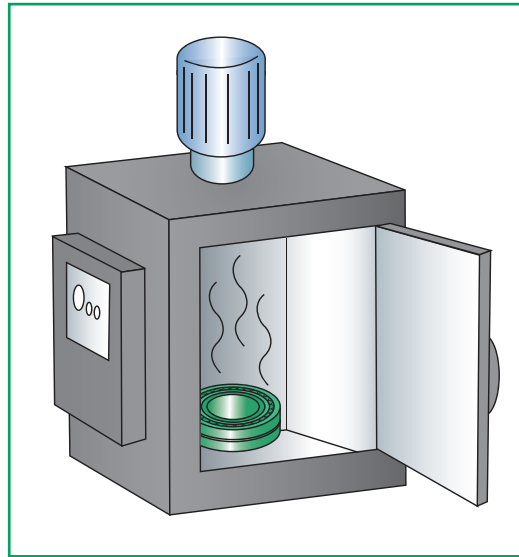


### 5.8.4 THERMAL MOUNTING OF THE BEARING - OVEN

The oven is a device that can be used for small and medium sized bearings, which allows heating without contamination problems but which, by contrast and in analogy to the electric plate system, is not recommended for large bearings, not only for economic and time inefficiencies, but also to reduce risks to the operator during handling.

### 5.8.4 MONTAGGIO TERMICO DEL CUSCINETTO - FORNO

*Questo tipo di dispositivo trova applicazione per cuscinetti di tutte le dimensioni e tipologie, è caratterizzato da un processo veloce che non comporta contaminazione dei particolari e che quindi risulta indicato per montaggi in serie; altro aspetto positivo è che i riscaldatori ad induzione permettono la smagnetizzazione automatica dopo il montaggio dei pezzi.*



### 5.8.5 THERMAL MOUNTING OF THE BEARING - ELECTROINDUCTION

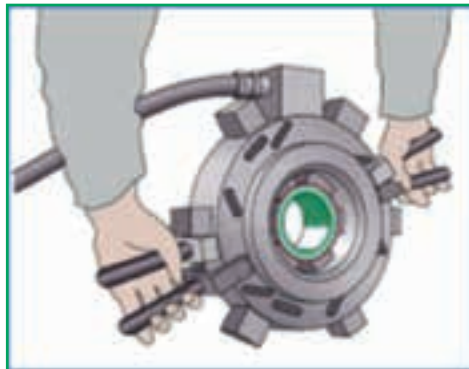
This type of heater is recommended for mounting small and medium-sized bearings, for smooth inner rings of roller bearings; as per the speed of the process, induction heaters are used mainly in series assembly.

The aspect to consider when choosing this device is the lack of flexibility, linked to the fact that each ring size requires a dedicated heater.

### 5.8.5 MONTAGGIO TERMICO DEL CUSCINETTO - ELETTOINDUZIONE

*Questo tipo di riscaldatore viene consigliato per il montaggio di cuscinetti di piccole e medie dimensioni, per anelli interni lisci (inner ring) di cuscinetti a rullini e a rulli; data la rapidità del processo, i riscaldatori ad induzione trovano applicazione soprattutto nei montaggi in serie.*

*L'aspetto da considerare nella scelta di questo dispositivo è la scarsa flessibilità, legata al fatto che ogni dimensione di anello richiede un riscaldatore dedicato.*





---

# SYNOPSIS

## *SINOSSI*



Dimension (mm) Dimensioni (mm)			Designation <i>Sigla</i>	Fig.
d	D	B		
1	3	1	<b>F681</b>	1
1	3	1	<b>681</b>	4
1	3	1,50	<b>MR31</b>	4
1	4	1,60	<b>F691</b>	1
1	4	1,60	<b>691</b>	4
1,20	4	1,80	<b>FM41X</b>	1
1,20	4	1,80	<b>MR41X</b>	4
1,20	4	1,80	<b>MR41X-ZZ</b>	6
1,50	4	1,20	<b>F681X</b>	1
1,50	4	1,20	<b>F681X-ZZ</b>	3
1,50	4	1,20	<b>681X</b>	4
1,50	4	1,20	<b>681X-ZZ</b>	4
1,50	5	2	<b>F691X</b>	1
1,50	5	2	<b>F691X-ZZ</b>	3
1,50	5	2	<b>691X</b>	4
1,50	5	2	<b>691X-ZZ</b>	4
1,50	6	2,50	<b>F601X</b>	1
1,50	6	2,50	<b>F601X-ZZ</b>	3
1,50	6	2,50	<b>601X</b>	4
1,50	6	2,50	<b>601X-ZZ</b>	4
2	5	1,50	<b>F682</b>	1
2	5	1,50	<b>F682-ZZ</b>	3
2	5	1,50	<b>682</b>	4
2	5	1,50	<b>682-ZZ</b>	4
2	5	2	<b>MF52</b>	1
2	5	2	<b>MF52-ZZ</b>	3
2	5	2	<b>MR52</b>	4
2	5	2	<b>MR52-ZZ</b>	6
2	6	2,30	<b>F692</b>	1
2	6	2,30	<b>F692-ZZ</b>	3
2	6	2,30	<b>692</b>	4
2	6	2,30	<b>692-ZZ</b>	4
2	6	2,50	<b>MF62</b>	1
2	6	2,50	<b>MF62-ZZ</b>	3
2	6	2,50	<b>MR62</b>	4
2	6	2,50	<b>MR62-ZZ</b>	6
2	7	2,50	<b>MF72</b>	1
2	7	2,50	<b>MF72-ZZ</b>	3
2	7	2,50	<b>MR72</b>	4
2	7	2,50	<b>MR72-ZZ</b>	6
2	7	2,80	<b>F602</b>	1
2	7	2,80	<b>F602-ZZ</b>	3
2	7	2,80	<b>602</b>	4
2	7	2,80	<b>602-ZZ</b>	4
2,50	6	1,80	<b>F682X</b>	1
2,50	6	1,80	<b>F682X-ZZ</b>	3
2,50	6	1,80	<b>682X</b>	4
2,50	6	1,80	<b>682X-ZZ</b>	4
2,50	7	2,50	<b>F692X</b>	1
2,50	7	2,50	<b>F692X-ZZ</b>	3
2,50	7	2,50	<b>692X</b>	4
2,50	7	2,50	<b>692X-ZZ</b>	4
2,50	8	2,50	<b>MF82X</b>	1
2,50	8	2,50	<b>MF82X-ZZ</b>	3
2,50	8	2,50	<b>MR82X</b>	4
2,50	8	2,50	<b>MR82X-ZZ</b>	6

Dimension (mm) Dimensioni (mm)			Designation <i>Sigla</i>	Fig.
d	D	B		
2,50	8	2,80	<b>F602X</b>	1
2,50	8	2,80	<b>F602X-ZZ</b>	3
2,50	8	2,80	<b>602X</b>	4
2,50	8	2,80	<b>602X-ZZ</b>	4
3	6	2	<b>MF63</b>	1
3	6	2	<b>MF63-ZZ</b>	3
3	6	2	<b>MR63</b>	4
3	6	2	<b>MR63-ZZ</b>	6
3	7	2	<b>F683</b>	1
3	7	2	<b>F683-ZZ</b>	3
3	7	2	<b>683</b>	4
3	7	2	<b>683-ZZ</b>	4
3	8	2,50	<b>MF83</b>	1
3	8	2,50	<b>MF83-ZZ</b>	3
3	8	2,50	<b>MR83</b>	4
3	8	2,50	<b>MR83-ZZ</b>	6
3	8	3	<b>F693</b>	1
3	8	3	<b>F693-ZZ</b>	3
3	8	3	<b>693</b>	4
3	8	3	<b>693-ZZ</b>	4
3	8	3,50	<b>BA 3</b>	51
3	9	2,50	<b>MF93</b>	1
3	9	2,50	<b>MF93-ZZ</b>	3
3	9	2,50	<b>ME93</b>	4
3	9	2,50	<b>ME93-ZZ</b>	4
3	9	3	<b>F603</b>	1
3	9	3	<b>F603-ZZ</b>	3
3	9	3	<b>603</b>	4
3	9	3	<b>603-ZZ</b>	4
3	10	4	<b>F623</b>	1
3	10	4	<b>F623-ZZ</b>	3
3	10	4	<b>623</b>	4
3	10	4	<b>623-Z</b>	5
3	10	4	<b>623-ZZ</b>	6
3	10	4	<b>623-2RS</b>	7
3	10	4	<b>623-RS</b>	8
3	13	5	<b>633</b>	4
3	13	5	<b>633-ZZ</b>	4
4	7	2	<b>MF74</b>	1
4	7	2	<b>MF74-ZZ</b>	3
4	7	2	<b>MR74</b>	4
4	7	2	<b>MR74-ZZ</b>	6
4	8	2	<b>MF84</b>	1
4	8	2	<b>MF84-ZZ</b>	3
4	8	2	<b>MR84</b>	4
4	8	2	<b>MR84-ZZ</b>	6
4	9	2,50	<b>F684</b>	1
4	9	2,50	<b>F684-ZZ</b>	3
4	9	2,50	<b>618/4</b>	4
4	9	2,50	<b>684</b>	4
4	9	2,50	<b>684--ZZ</b>	4
4	9	3,50	<b>628/4-ZZ</b>	6
4	9	4	<b>638/4-ZZ</b>	6
4	10	3	<b>MF104</b>	1
4	10	3	<b>MF104-ZZ</b>	3
4	10	3	<b>MR104</b>	4

Dimension (mm) Dimensioni (mm)			Designation Sigla	Fig.
d	D	B		
4	10	3	MR104-ZZ	6
4	10	4	BA 4	51
4	11	4	F694	1
4	11	4	F694-ZZ	3
4	11	4	619/4	4
4	11	4	694	4
4	11	4	694-ZZ	4
4	11	4	619/4-ZZ	6
4	12	4	F604	1
4	12	4	F604-ZZ	3
4	12	4	604	4
4	12	4	604-Z	5
4	12	4	604-ZZ	6
4	13	4	LR 604 NPPU	31
4	13	5	F624	1
4	13	5	F624-ZZ	3
4	13	5	624	4
4	13	5	624-Z	5
4	13	5	624-ZZ	6
4	13	5	624-2RS	7
4	13	5	624-RS	8
4	16	5	F634	1
4	16	5	F634-ZZ	3
4	16	5	634	4
4	16	5	634-Z	5
4	16	5	634-ZZ	6
4	16	5	634-2RS	7
4	16	5	634-RS	8
4	16	5	634-2RZ	9
4	16	5	634-RZ	10
5	8	2	MF85	1
5	8	2	MF85-ZZ	3
5	8	2	MR85	4
5	8	2	MR85-ZZ	6
5	9	2,50	MF95	1
5	9	2,50	MF95-ZZ	3
5	9	2,50	MR95	4
5	9	2,50	MR95-ZZ	6
5	10	3	MF105	1
5	10	3	MF105-ZZ	3
5	10	3	MR105	4
5	10	3	MR105-ZZ	6
5	11	3	F685	1
5	11	3	F685-ZZ	3
5	11	3	618/5	4
5	11	3	685	4
5	11	3	685-ZZ	4
5	11	3	MR115-ZZ	6
5	11	4	628/5-ZZ	6
5	11	5	638/5-ZZ	6
5	11	-	MF115-ZZ	3
5	12	4	BA 5	51
5	13	4	F695	1
5	13	4	F695-ZZ	3
5	13	4	619/5	4
5	13	4	695	4

Dimension (mm) Dimensioni (mm)			Designation Sigla	Fig.
d	D	B		
5	13	4	695-ZZ	4
5	13	4	619/5-ZZ	6
5	14	5	F605	1
5	14	5	F605-ZZ	3
5	14	5	605	4
5	14	5	605-ZZ	4
5	16	5	F625	1
5	16	5	F625-ZZ	3
5	16	5	625	4
5	16	5	625-Z	5
5	16	5	625-ZZ	6
5	16	5	625-2RS	7
5	16	5	625-RS	8
5	16	5	LR 605 NPPU	31
5	19	6	F635	1
5	19	6	F635-ZZ	3
5	19	6	635	4
5	19	6	635-Z	5
5	19	6	635-ZZ	6
5	19	6	635-2RS	7
5	19	6	635-RS	8
5	19	6	635-2RZ	9
5	19	6	635-RZ	10
5	19	6	135	23
6	10	2,50	MF106	1
6	10	2,50	MF106-ZZ	3
6	10	2,50	MR106	4
6	10	2,50	MR106-ZZ	6
6	12	3	MF126	1
6	12	3	MF126-ZZ	3
6	12	3	MR126	4
6	12	3	MR126-ZZ	6
6	13	3,50	F686-ZZ	3
6	13	3,50	686	4
6	13	3,50	618/6	4
6	13	3,50	686-ZZ	4
6	13	5	628/6-ZZ	6
6	14	5	BA 6	51
6	15	5	F696-ZZ	3
6	15	5	696	4
6	15	5	619/6	4
6	15	5	696-ZZ	4
6	15	5	619/6-ZZ	6
6	17	6	F606-ZZ	3
6	17	6	606	4
6	17	6	606-ZZ	4
6	19	6	F626-ZZ	3
6	19	6	626	4
6	19	6	626-Z	5
6	19	6	626-ZZ	6
6	19	6	626-2RS	7
6	19	6	626-RS	8
6	19	6	126	23
6	19	6	LR 606 NPPU	31
6	22	7	636	4
6	22	7	636-ZZ	4

Dimension (mm) Dimensioni (mm)			Designation Sigla	Fig.
d	D	B		
7	11	2,50	<b>MF117</b>	1
7	11	2,50	<b>MF117-ZZ</b>	3
7	11	2,50	<b>MR117</b>	4
7	11	2,50	<b>MR117-ZZ</b>	6
7	13	3	<b>MF137</b>	1
7	13	3	<b>MF137-ZZ</b>	3
7	13	3	<b>MR137</b>	4
7	13	3	<b>MR137-ZZ</b>	6
7	14	3,50	<b>F687</b>	1
7	14	3,50	<b>F687-ZZ</b>	3
7	14	3,50	<b>618/7</b>	4
7	14	3,50	<b>687</b>	4
7	14	3,50	<b>687-ZZ</b>	4
7	14	5	<b>628/7-ZZ</b>	6
7	17	5	<b>F697</b>	1
7	17	5	<b>F697-ZZ</b>	3
7	17	5	<b>619/7</b>	4
7	17	5	<b>697</b>	4
7	17	5	<b>697-ZZ</b>	4
7	17	5	<b>619/7-ZZ</b>	6
7	17	6	<b>BA 7</b>	51
7	19	6	<b>F607</b>	1
7	19	6	<b>F607-ZZ</b>	3
7	19	6	<b>607</b>	4
7	19	6	<b>607-Z</b>	5
7	19	6	<b>607-ZZ</b>	6
7	19	6	<b>607-2RS</b>	7
7	19	6	<b>607-RS</b>	8
7	22	6	<b>LR 607 NPPU</b>	31
7	22	7	<b>F627</b>	1
7	22	7	<b>F627-ZZ</b>	3
7	22	7	<b>627</b>	4
7	22	7	<b>627-Z</b>	5
7	22	7	<b>627-ZZ</b>	6
7	22	7	<b>627-2RS</b>	7
7	22	7	<b>627-RS</b>	8
7	22	7	<b>127</b>	23
8	12	2,50	<b>MF128</b>	1
8	12	2,50	<b>MF128-ZZ</b>	3
8	12	2,50	<b>MR128</b>	4
8	12	2,50	<b>MR128-ZZ</b>	6
8	14	3,50	<b>MF148</b>	1
8	14	3,50	<b>MF148-ZZ</b>	3
8	14	3,50	<b>MR148</b>	4
8	14	3,50	<b>MR148-ZZ</b>	6
8	16	4	<b>F688</b>	1
8	16	4	<b>F688-ZZ</b>	3
8	16	4	<b>618/8</b>	4
8	16	4	<b>688</b>	4
8	16	4	<b>688-ZZ</b>	4
8	16	5	<b>628/8-ZZ</b>	6
8	16	5	<b>628/8-2RS</b>	7
8	16	6	<b>638/8-ZZ</b>	6
8	19	6	<b>F698</b>	1
8	19	6	<b>F698-ZZ</b>	3
8	19	6	<b>619/8</b>	4

Dimension (mm) Dimensioni (mm)			Designation Sigla	Fig.
d	D	B		
8	19	6	<b>698</b>	4
8	19	6	<b>698-ZZ</b>	4
8	19	6	<b>619/8-ZZ</b>	6
8	19	6	<b>619/8-2RS</b>	7
8	19	7	<b>BA 8</b>	51
8	22	7	<b>F608</b>	1
8	22	7	<b>F608-ZZ</b>	3
8	22	7	<b>608</b>	4
8	22	7	<b>608-Z</b>	5
8	22	7	<b>608-ZZ</b>	6
8	22	7	<b>608-2RS</b>	7
8	22	7	<b>608-RS</b>	8
8	22	7	<b>108</b>	23
8	22	11	<b>630/8-2RS</b>	7
8	24	7	<b>LR 608 NPPU</b>	31
8	24	8	<b>628</b>	4
8	24	8	<b>628-Z</b>	5
8	24	8	<b>628-ZZ</b>	6
8	24	8	<b>628-2RS</b>	7
8	24	8	<b>628-RS</b>	8
8	24	8	<b>628-2RZ</b>	9
8	24	8	<b>628-RZ</b>	10
8	28	9	<b>638</b>	4
8	28	9	<b>638-ZZ</b>	4
8	28	9	<b>638-2RZ</b>	9
8	28	9	<b>638-RZ</b>	10
9	17	4	<b>F689</b>	1
9	17	4	<b>F689-ZZ</b>	3
9	17	4	<b>618/9</b>	4
9	17	4	<b>689</b>	4
9	17	4	<b>689-ZZ</b>	4
9	17	5	<b>628/9-Z</b>	5
9	17	5	<b>628/9-ZZ</b>	6
9	17	5	<b>628/9-2RS</b>	7
9	20	6	<b>F699</b>	1
9	20	6	<b>F699-ZZ</b>	3
9	20	6	<b>619/9</b>	4
9	20	6	<b>699</b>	4
9	20	6	<b>699-ZZ</b>	4
9	20	6	<b>619/9-ZZ</b>	6
9	20	7	<b>BA 9</b>	51
9	24	7	<b>609</b>	4
9	24	7	<b>609-Z</b>	5
9	24	7	<b>609-ZZ</b>	6
9	24	7	<b>609-2RS</b>	7
9	24	7	<b>609-RS</b>	8
9	26	8	<b>629</b>	4
9	26	8	<b>629-Z</b>	5
9	26	8	<b>629-ZZ</b>	6
9	26	8	<b>629-2RS</b>	7
9	26	8	<b>629-RS</b>	8
9	26	8	<b>129</b>	23
10	15	3	<b>F6700</b>	1
10	15	3	<b>61700</b>	4
10	15	4	<b>F6700-ZZ</b>	3
10	15	4	<b>61700-ZZ</b>	6

Dimension (mm) Dimensioni (mm)			Designation Sigla	Fig.
d	D	B		
10	19	5	F6800	1
10	19	5	F6800-ZZ	3
10	19	5	61800	4
10	19	5	61800-ZZ	6
10	19	5	61800-2RS	7
10	19	7	F63800	1
10	19	7	F63800-ZZ	3
10	19	7	63800	4
10	19	7	613800	4
10	19	7	613800-ZZ	4
10	19	7	63800-ZZ	6
10	22	6	F6900	1
10	22	6	F6900-ZZ	3
10	22	6	61900	4
10	22	6	61900-ZZ	6
10	22	6	61900-2RS	7
10	24	9	51100	51
10	26	8	6000	4
10	26	8	6000-Z	5
10	26	8	6000-ZZ	6
10	26	8	6000-2RS	7
10	26	8	6000-RS	8
10	26	11	51200	51
10	26	12	63000-2RS	7
10	28	8	16100	4
10	28	8	16100-ZZ	6
10	28	8	LR 6000 NPPU	31
10	30	9	6200	4
10	30	9	6200-Z	5
10	30	9	6200-ZZ	6
10	30	9	6200-2RS	7
10	30	9	6200-RS	8
10	30	9	6200 N	11
10	30	9	6200 NR	12
10	30	9	6200-ZNR	13
10	30	9	6200-ZZNR	14
10	30	9	6200 2RS BOMB	16
10	30	9	7200 B	17
10	30	9	1200 TN9	23
10	30	14	62200-2RS	7
10	30	14	4200 ATN9	15
10	30	14	3200 ATN9	18
10	30	14	3200-ZZ	20
10	30	14	3200-2RS	21
10	30	14	2200 TN9	23
10	30	14	2200-2RSTN9	25
10	32	9	LR 200 NPP	30
10	32	9	LR 200 NPPU	31
10	32	14	LR 5200 KDD	28
10	32	14	LR 5200 KDDU	29
10	32	22	52202	54
10	35	11	6300	4
10	35	11	6300-Z	5
10	35	11	6300-ZZ	6
10	35	11	6300-2RS	7
10	35	11	6300-RS	8

Dimension (mm) Dimensioni (mm)			Designation Sigla	Fig.
d	D	B		
10	35	17	62300-2RS	7
12	18	4	F6701	1
12	18	4	F6701-ZZ	3
12	18	4	61701	4
12	18	4	61701-ZZ	6
12	21	5	F6801	1
12	21	5	F6801-ZZ	3
12	21	5	61801	4
12	21	5	61801-ZZ	6
12	21	5	61801-2RS	7
12	21	7	F63801	1
12	21	7	F63801-ZZ	3
12	21	7	63801	4
12	21	7	613801	4
12	21	7	613801-ZZ	4
12	21	7	63801-ZZ	6
12	24	6	F6901	1
12	24	6	F6901-ZZ	3
12	24	6	61901	4
12	24	6	61901-ZZ	6
12	24	6	61901-2RS	7
12	26	9	51101	51
12	26	89,50	WB1226090	60
12	26	94,50	WB1226095	60
12	26	103,50	WB1226104	60
12	26	105,50	WB1226108	60
12	28	8	6001	4
12	28	8	6001-Z	5
12	28	8	6001-ZZ	6
12	28	8	6001-2RS	7
12	28	8	6001-RS	8
12	28	11	51201	51
12	28	12	63001-2RS	7
12	28	13	53201	52
12	30	8	16101	4
12	30	8	16101-ZZ	6
12	30	8	16101-2RS	7
12	30	8	LR 6001 NPPU	31
12	32	10	6201	4
12	32	10	6201-Z	5
12	32	10	6201-ZZ	6
12	32	10	6201-2RS	7
12	32	10	6201-RS	8
12	32	10	6201 N	11
12	32	10	6201 NR	12
12	32	10	6201-ZNR	13
12	32	10	6201-ZZNR	14
12	32	10	6201 2RS BOMB	16
12	32	10	7201 B	17
12	32	10	1201 TN9	23
12	32	14	62201-2RS	7
12	32	14	4201 ATN9	15
12	32	14	2201 TN9	23
12	32	14	2201-2RSTN9	25
12	32	15,90	3201 ATN9	18
12	32	15,90	3201-ZZ	20

Dimension (mm) Dimensioni (mm)			Designation Sigla	Fig.
d	D	B		
12	32	15,90	<b>3201-2RS</b>	21
12	35	10	<b>LR 201 NPP</b>	30
12	35	10	<b>LR 201 NPPU</b>	31
12	35	15,90	<b>LR 5201 KDD</b>	28
12	35	15,90	<b>LR 5201 KDDU</b>	29
12	37	12	<b>6301</b>	4
12	37	12	<b>6301-Z</b>	5
12	37	12	<b>6301-ZZ</b>	6
12	37	12	<b>6301-2RS</b>	7
12	37	12	<b>6301-RS</b>	8
12	37	12	<b>7301 B</b>	17
12	37	12	<b>1301</b>	23
12	37	17	<b>62301-2RS</b>	7
12	37	17	<b>4301 ATN9</b>	15
12	37	17	<b>2301</b>	23
15	21	4	<b>F6702</b>	1
15	21	4	<b>F6702-ZZ</b>	3
15	21	4	<b>61702</b>	4
15	21	4	<b>61702-ZZ</b>	6
15	24	5	<b>F6802</b>	1
15	24	5	<b>F6802-ZZ</b>	3
15	24	5	<b>61802</b>	4
15	24	5	<b>61802-ZZ</b>	6
15	24	5	<b>61802-2RS</b>	7
15	24	7	<b>F63802</b>	1
15	24	7	<b>F63802-ZZ</b>	3
15	24	7	<b>63802</b>	4
15	24	7	<b>613802</b>	4
15	24	7	<b>613802-ZZ</b>	4
15	24	7	<b>63802-ZZ</b>	6
15	28	7	<b>F6902</b>	1
15	28	7	<b>F6902-ZZ</b>	3
15	28	7	<b>61902</b>	4
15	28	7	<b>61902-ZZ</b>	6
15	28	7	<b>61902-2RS</b>	7
15	28	7	<b>61902-2RZ</b>	9
15	28	9	<b>51102</b>	51
15	32	8	<b>16002</b>	4
15	32	8	<b>16002-Z</b>	5
15	32	8	<b>16002-ZZ</b>	6
15	32	9	<b>6002</b>	4
15	32	9	<b>6002-Z</b>	5
15	32	9	<b>6002-ZZ</b>	6
15	32	9	<b>6002-2RS</b>	7
15	32	9	<b>6002-RS</b>	8
15	32	12	<b>51202</b>	51
15	32	13	<b>63002-2RS</b>	7
15	32	15	<b>53202</b>	52
15	35	9	<b>LR 6002 NPPU</b>	31
15	35	11	<b>6202</b>	4
15	35	11	<b>6202-Z</b>	5
15	35	11	<b>6202-ZZ</b>	6
15	35	11	<b>6202-2RS</b>	7
15	35	11	<b>6202-RS</b>	8
15	35	11	<b>6202 N</b>	11
15	35	11	<b>6202 NR</b>	12

Dimension (mm) Dimensioni (mm)			Designation Sigla	Fig.
d	D	B		
15	35	11	<b>6202-ZNR</b>	13
15	35	11	<b>6202-ZZNR</b>	14
15	35	11	<b>6202 2RS BOMB</b>	16
15	35	11	<b>7202 B</b>	17
15	35	11	<b>QJ 202 N2 M</b>	22
15	35	11	<b>1202 TN9</b>	23
15	35	11	<b>NU 202</b>	32
15	35	11	<b>NJ 202</b>	33
15	35	14	<b>62202-2RS</b>	7
15	35	14	<b>4202 ATN9</b>	15
15	35	14	<b>2202 TN9</b>	23
15	35	14	<b>2202-2RSTN9</b>	25
15	35	15,90	<b>3202 ATN9</b>	18
15	35	15,90	<b>3202-ZZ</b>	20
15	35	15,90	<b>3202-2RS</b>	21
15	37	9	<b>98202</b>	4
15	40	11	<b>LR 202 NPP</b>	30
15	40	11	<b>LR 202 NPPU</b>	31
15	40	15,90	<b>LR 5202 KDD</b>	28
15	40	15,90	<b>LR 5202 KDDU</b>	29
15	40	26	<b>52204</b>	54
15	42	13	<b>6302</b>	4
15	42	13	<b>6302-Z</b>	5
15	42	13	<b>6302-ZZ</b>	6
15	42	13	<b>6302-2RS</b>	7
15	42	13	<b>6302-RS</b>	8
15	42	13	<b>7302 B</b>	17
15	42	13	<b>1302 TN9</b>	23
15	42	14	<b>30302</b>	43
15	42	17	<b>62302-2RS</b>	7
15	42	17	<b>4302 ATN9</b>	15
15	42	17	<b>2302</b>	23
15	42	17	<b>2302-2RSTN9</b>	25
15	42	19	<b>3302 ATN9</b>	18
15	42	19	<b>3302-ZZ</b>	20
15	42	19	<b>3302-2RS</b>	21
15,918	30	73,40	<b>WB1630073</b>	60
15,918	30	82,60	<b>WB1630083</b>	60
15,918	30	101,20	<b>WB1630101</b>	60
15,918	30	103,20	<b>WB1630103</b>	60
15,918	30	105,20	<b>WB1630105</b>	60
15,918	30	108,70	<b>WB1630109</b>	60
15,918	30	110,50	<b>WB1630111</b>	60
15,918	30	111,50	<b>WB1630112</b>	60
15,918	30	111,80	<b>WB1630112K</b>	60
15,918	30	113,10	<b>WB1630113</b>	60
15,918	30	114,30	<b>WB1630114</b>	60
15,918	30	119,10	<b>WB1630119</b>	60
15,918	30	119,90	<b>WB1630120</b>	60
15,918	30	120,60	<b>WB1630121</b>	60
15,918	30	121,60	<b>WB1630122</b>	60
15,918	30	122,20	<b>WB1630122K</b>	60
15,918	30	123,40	<b>WB1630123</b>	60
15,918	30	125,00	<b>WB1630125</b>	60
15,918	30	127,80	<b>WB1630128</b>	60
15,918	30	127,80	<b>WB1630128K</b>	60

Dimension (mm) Dimensioni (mm)			Designation Sigla	Fig.
d	D	B		
15,918	30	132,10	<b>WB1630132</b>	60
15,918	30	133,10	<b>WB1630133</b>	60
15,918	30	134	<b>WB1630134</b>	60
15,918	30	135,30	<b>WB1630135</b>	60
15,918	30	135,70	<b>EN1630138</b>	60
15,918	30	136,40	<b>WB1630136</b>	60
15,918	30	138,10	<b>WB1630138</b>	60
15,918	30	142	<b>WB1630142</b>	60
15,918	30	142,90	<b>WB1630143</b>	60
15,918	30	146,20	<b>WB1630146</b>	60
15,918	30	154	<b>WB1630154</b>	60
15,918	30	159,50	<b>WB1630160</b>	60
15,918	30	160	<b>WB1630150</b>	60
15,918	30	161,90	<b>WB1630162</b>	60
15,918	30	193,30	<b>WB1630139</b>	60
17	23	4	<b>F6703</b>	1
17	23	4	<b>F6703-ZZ</b>	3
17	23	4	<b>61703</b>	4
17	23	4	<b>61703-ZZ</b>	6
17	26	5	<b>F6803</b>	1
17	26	5	<b>F6803-ZZ</b>	3
17	26	5	<b>61803</b>	4
17	26	5	<b>61803-ZZ</b>	6
17	26	5	<b>61803-2RS</b>	7
17	26	5	<b>61803-2RZ</b>	9
17	26	7	<b>F63803</b>	1
17	26	7	<b>F63803-ZZ</b>	3
17	26	7	<b>63803</b>	4
17	26	7	<b>613803</b>	4
17	26	7	<b>613803-ZZ</b>	4
17	26	7	<b>63803-ZZ</b>	6
17	30	7	<b>F6903</b>	1
17	30	7	<b>F6903-ZZ</b>	3
17	30	7	<b>61903</b>	4
17	30	7	<b>61903-ZZ</b>	6
17	30	7	<b>61903-2RS</b>	7
17	30	7	<b>61903-RZ</b>	10
17	30	9	<b>51103</b>	51
17	35	8	<b>16003</b>	4
17	35	8	<b>16003-ZZ</b>	6
17	35	10	<b>6003</b>	4
17	35	10	<b>6003-Z</b>	5
17	35	10	<b>6003-ZZ</b>	6
17	35	10	<b>6003-2RS</b>	7
17	35	10	<b>6003-RS</b>	8
17	35	12	<b>51203</b>	51
17	35	14	<b>63003-2RS</b>	7
17	35	15	<b>53203</b>	52
17	40	9	<b>98203</b>	4
17	40	10	<b>LR 6003 NPPU</b>	31
17	40	12	<b>6203</b>	4
17	40	12	<b>6203-Z</b>	5
17	40	12	<b>6203-ZZ</b>	6
17	40	12	<b>6203-2RS</b>	7
17	40	12	<b>6203-RS</b>	8
17	40	12	<b>6203 N</b>	11

Dimension (mm) Dimensioni (mm)			Designation Sigla	Fig.
d	D	B		
17	40	12	<b>6203 NR</b>	12
17	40	12	<b>6203-ZNR</b>	13
17	40	12	<b>6203-ZZNR</b>	14
17	40	12	<b>6203 2RS BOMB</b>	16
17	40	12	<b>7203 B</b>	17
17	40	12	<b>QJ 203 N2 M</b>	22
17	40	12	<b>1203 TN9</b>	23
17	40	12	<b>NU 203</b>	32
17	40	12	<b>NJ 203</b>	33
17	40	12	<b>NUP 203</b>	34
17	40	12	<b>N 203</b>	35
17	40	13,25	<b>30203</b>	43
17	40	16	<b>62203-2RS</b>	7
17	40	16	<b>4203 ATN9</b>	15
17	40	16	<b>2203 TN9</b>	23
17	40	16	<b>2203-2RSTN9</b>	25
17	40	16	<b>NU 2203</b>	32
17	40	16	<b>NJ 2203</b>	33
17	40	16	<b>NUP 2203</b>	34
17	40	17,50	<b>3203 ATN9</b>	18
17	40	17,50	<b>3203-ZZ</b>	20
17	40	17,50	<b>3203-2RS</b>	21
17	47	12	<b>LR 203 NPP</b>	30
17	47	12	<b>LR 203 NPPU</b>	31
17	47	14	<b>6303</b>	4
17	47	14	<b>6303-Z</b>	5
17	47	14	<b>6303-ZZ</b>	6
17	47	14	<b>6303-2RS</b>	7
17	47	14	<b>6303-RS</b>	8
17	47	14	<b>6303 N</b>	11
17	47	14	<b>6303 NR</b>	12
17	47	14	<b>6303-ZNR</b>	13
17	47	14	<b>6303-ZZNR</b>	14
17	47	14	<b>7303 B</b>	17
17	47	14	<b>QJ 303 N2 M</b>	22
17	47	14	<b>1303 TN9</b>	23
17	47	14	<b>NU 303</b>	32
17	47	14	<b>NJ 303</b>	33
17	47	14	<b>N 303</b>	35
17	47	15	<b>30303</b>	43
17	47	17,50	<b>LR 5203 KDD</b>	28
17	47	17,50	<b>LR 5203 KDDU</b>	29
17	47	19	<b>62303-2RS</b>	7
17	47	19	<b>4303 ATN9</b>	15
17	47	19	<b>2303</b>	23
17	47	19	<b>2303-2RSTN9</b>	25
17	47	20,25	<b>32303</b>	43
17	47	22,20	<b>3303 ATN9</b>	18
17	47	22,20	<b>3303-ZZ</b>	20
17	47	22,20	<b>3303-2RS</b>	21
17	62	17	<b>6403</b>	4
17,462	39,878	13,843	<b>LM 11749/710</b>	43
18,961	38,10	132,10	<b>WB1938132</b>	60
18,961	38,10	134,10	<b>WB1938134</b>	60
18,961	38,10	139,70	<b>WB1938140</b>	60
18,961	38,10	141,70	<b>WB1938142</b>	60

Dimension (mm) Dimensioni (mm)			Designation Sigla	Fig.
d	D	B		
18,961	38,10	143,30	<b>WB1938143</b>	60
18,961	38,10	144,50	<b>WB1938145</b>	60
18,961	38,10	162,40	<b>WB1938152</b>	60
18,961	38,10	165,10	<b>WB1938165</b>	60
19,05	45,237	15,494	<b>LM 11949/910</b>	43
19,05	49,225	18,034	<b>09067/9195</b>	43
20	27	4	<b>F6704</b>	1
20	27	4	<b>F6704-ZZ</b>	3
20	27	4	<b>61704</b>	4
20	27	4	<b>61704-ZZ</b>	6
20	30	3,50	<b>U 201</b>	53
20	32	7	<b>F6804</b>	1
20	32	7	<b>F6804-ZZ</b>	3
20	32	7	<b>61804</b>	4
20	32	7	<b>61804-2RS</b>	7
20	32	7	<b>61804-2RZ</b>	9
20	35	10	<b>51104</b>	51
20	37	9	<b>F6904</b>	1
20	37	9	<b>F6904-ZZ</b>	3
20	37	9	<b>61904</b>	4
20	37	9	<b>61904-2RS</b>	7
20	37	9	<b>61904-2RZ</b>	9
20	40	14	<b>51204</b>	51
20	40	17	<b>53204</b>	52
20	42	8	<b>16004</b>	4
20	42	9	<b>98204</b>	4
20	42	12	<b>6004</b>	4
20	42	12	<b>6004-Z</b>	5
20	42	12	<b>6004-ZZ</b>	6
20	42	12	<b>6004-2RS</b>	7
20	42	12	<b>6004-RS</b>	8
20	42	12	<b>6004 N</b>	11
20	42	12	<b>6004 NR</b>	12
20	42	12	<b>6004-ZNR</b>	13
20	42	12	<b>6004-ZZNR</b>	14
20	42	15	<b>32004</b>	43
20	42	16	<b>63004-2RS</b>	7
20	42	30	<b>SL045004-PP</b>	39
20	47	12	<b>LR 6004 NPPU</b>	31
20	47	14	<b>6204</b>	4
20	47	14	<b>6204-Z</b>	5
20	47	14	<b>6204-ZZ</b>	6
20	47	14	<b>6204-2RS</b>	7
20	47	14	<b>6204-RS</b>	8
20	47	14	<b>6204 N</b>	11
20	47	14	<b>6204 NR</b>	12
20	47	14	<b>6204-ZNR</b>	13
20	47	14	<b>6204-ZZNR</b>	14
20	47	14	<b>6204 2RS BOMB</b>	16
20	47	14	<b>7204 B</b>	17
20	47	14	<b>1204 TN9</b>	23
20	47	14	<b>1204 KTN9</b>	24
20	47	14	<b>NU 204</b>	32
20	47	14	<b>NJ 204</b>	33
20	47	14	<b>NUP 204</b>	34
20	47	14	<b>N 204</b>	35

Dimension (mm) Dimensioni (mm)			Designation Sigla	Fig.
d	D	B		
20	47	15,25	<b>30204</b>	43
20	47	18	<b>62204-2RS</b>	7
20	47	18	<b>4204 ATN9</b>	15
20	47	18	<b>2204 TN9</b>	23
20	47	18	<b>2204-2RSTN9</b>	25
20	47	18	<b>NU 2204</b>	32
20	47	18	<b>NJ 2204</b>	33
20	47	20,60	<b>3204 A</b>	18
20	47	20,60	<b>3204 ATN9</b>	18
20	47	20,60	<b>3204-ZZ</b>	20
20	47	20,60	<b>3204-2RS</b>	21
20	47	28	<b>52205</b>	54
20	47	40	<b>11204 TN9</b>	27
20	52	14	<b>LR 204 NPP</b>	30
20	52	14	<b>LR 204 NPPU</b>	31
20	52	15	<b>6304</b>	4
20	52	15	<b>6304-Z</b>	5
20	52	15	<b>6304-ZZ</b>	6
20	52	15	<b>6304-2RS</b>	7
20	52	15	<b>6304-RS</b>	8
20	52	15	<b>6304 N</b>	11
20	52	15	<b>6304 NR</b>	12
20	52	15	<b>6304-ZNR</b>	13
20	52	15	<b>6304-ZZNR</b>	14
20	52	15	<b>7304 B</b>	17
20	52	15	<b>QJ 304 N2 M</b>	22
20	52	15	<b>1304 TN9</b>	23
20	52	15	<b>NU 304</b>	32
20	52	15	<b>NJ 304</b>	33
20	52	15	<b>NUP 304</b>	34
20	52	15	<b>N 304</b>	35
20	52	15	<b>21304</b>	45
20	52	16,25	<b>30304</b>	43
20	52	18	<b>22205/20</b>	45
20	52	20,60	<b>LR 5204 KDD</b>	28
20	52	20,60	<b>LR 5204 KDDU</b>	29
20	52	21	<b>62304-2RS</b>	7
20	52	21	<b>4304 ATN9</b>	15
20	52	21	<b>2304</b>	23
20	52	21	<b>2304-2RSTN9</b>	25
20	52	21	<b>NU 2304</b>	32
20	52	21	<b>NJ 2304</b>	33
20	52	21	<b>NUP 2304</b>	34
20	52	21	<b>N 2304</b>	35
20	52	22,20	<b>3304 A</b>	18
20	52	22,20	<b>3304 ATN9</b>	18
20	52	22,20	<b>3304-ZZ</b>	20
20	52	22,20	<b>3304-2RS</b>	21
20	52	22,25	<b>32304</b>	43
20	52	34	<b>52305</b>	54
20	62	22,20	<b>LR 5304 KDDU</b>	29
20	70	52	<b>52407</b>	54
20	72	19	<b>6404</b>	4
21,43	45,237	15,494	<b>LM 12748/710</b>	43
21,43	50,005	17,526	<b>M 12649/610</b>	43
21,986	45,237	15,494	<b>LM 12749/710</b>	43

Dimension (mm) Dimensioni (mm)			Designation Sigla	Fig.
d	D	B		
21,986	45,974	15,494	LM 12749/711	43
22	44	15	320/22	43
22	50	14	62/22	4
22	50	14	62/22-2RS	7
22	56	16	63/22	4
22,225	52,388	19,368	1380/1328	43
24	35	4	U 202	53
25	32	4	F6705	1
25	32	4	61705	4
25	32	4	61705-ZZ	6
25	37	7	F6805	1
25	37	7	F6805-ZZ	3
25	37	7	61805	4
25	37	7	61805-2RS	7
25	37	7	61805-2RZ	9
25	42	9	F6905	1
25	42	9	F6905-ZZ	3
25	42	9	61905	4
25	42	9	61905-2RS	7
25	42	9	61905-2RZ	9
25	42	11	51105	51
25	47	8	16005	4
25	47	12	6005	4
25	47	12	6005-Z	5
25	47	12	6005-ZZ	6
25	47	12	6005-2RS	7
25	47	12	6005-RS	8
25	47	12	6005 N	11
25	47	12	6005 NR	12
25	47	12	6005-ZNR	13
25	47	12	6005-ZZNR	14
25	47	12	NU 1005	32
25	47	15	32005	43
25	47	15	51205	51
25	47	16	63005-2RS	7
25	47	16	NN 3005 K/SP	38
25	47	16	NN 3005/SP	38
25	47	19	53205	52
25	47	30	SL045005-PP	39
25	52	9	98205	4
25	52	15	6205	4
25	52	15	6205-Z	5
25	52	15	6205-ZZ	6
25	52	15	6205-2RS	7
25	52	15	6205-RS	8
25	52	15	6205 N	11
25	52	15	6205 NR	12
25	52	15	6205-ZNR	13
25	52	15	6205-ZZNR	14
25	52	15	6205 2RS BOMB	16
25	52	15	7205 B	17
25	52	15	QJ 205 N2M	22
25	52	15	1205 TN9	23
25	52	15	1205 KTN9	24
25	52	15	NU 205	32
25	52	15	NJ 205	33

Dimension (mm) Dimensioni (mm)			Designation Sigla	Fig.
d	D	B		
25	52	15	NUP 205	34
25	52	15	N 205	35
25	52	16,25	30205	43
25	52	18	62205-2RS	7
25	52	18	4205 ATN9	15
25	52	18	2205 TN9	23
25	52	18	2205 KTN9	24
25	52	18	2205-2RSTN9	25
25	52	18	2205-2RSKTN9	26
25	52	18	NU 2205	32
25	52	18	NJ 2205	33
25	52	18	NUP 2205	34
25	52	18	22205	45
25	52	18	22205 K	46
25	52	18	51305	51
25	52	19,25	32205	43
25	52	19,25	32205-A	43
25	52	20,60	3205 A	18
25	52	20,60	3205 ATN9	18
25	52	20,60	3205-ZZ	20
25	52	20,60	3205-2RS	21
25	52	22	33205	43
25	52	23	22205-2RS	47
25	52	29	52206	54
25	52	44	11205 TN9	27
25	60	24	51405	51
25	60	38	52306	54
25	60	41,30	54306	55
25	62	15	LR 205 NPP	30
25	62	15	LR 205 NPPU	31
25	62	17	6305	4
25	62	17	6305-Z	5
25	62	17	6305-ZZ	6
25	62	17	6305-2RS	7
25	62	17	6305-RS	8
25	62	17	6305-2RZ	9
25	62	17	6305-RZ	10
25	62	17	6305 N	11
25	62	17	6305 NR	12
25	62	17	6305-ZNR	13
25	62	17	6305-ZZNR	14
25	62	17	7305 B	17
25	62	17	QJ 305 N2 M	22
25	62	17	1305 TN9	23
25	62	17	1305 KTN9	24
25	62	17	NU 305	32
25	62	17	NJ 305	33
25	62	17	NUP 305	34
25	62	17	N 305	35
25	62	17	21305	45
25	62	18	30305	43
25	62	18,20	31305	43
25	62	20,60	LR 5205 KDD	28
25	62	20,60	LR 5205 KDDU	29
25	62	24	62305-2RS	7
25	62	24	4305 ATN9	15

Dimension (mm) Dimensioni (mm)			Designation Sigla	Fig.
d	D	B		
25	62	24	<b>2305</b>	23
25	62	24	<b>2035M</b>	23
25	62	24	<b>2305-2RSTN9</b>	25
25	62	24	<b>NU 2305</b>	32
25	62	24	<b>NJ 2305</b>	33
25	62	24	<b>NUP 2305</b>	34
25	62	25,25	<b>32305</b>	43
25	62	25,40	<b>3305 A</b>	18
25	62	25,40	<b>3305 ATN9</b>	18
25	62	25,40	<b>3305-ZZ</b>	20
25	62	25,40	<b>3305-2RS</b>	21
25	62	36,50	<b>31305J/DF</b>	44
25	72	25,40	<b>LR 5305 KDDU</b>	29
25	80	21	<b>6405</b>	4
25	80	59	<b>52406</b>	54
25,40	50,292	14,224	<b>L 44643/610</b>	43
25,40	50,80	15,011	<b>07100 5/7210 X</b>	43
25,40	57,15	17,462	<b>15578/15520</b>	43
25,40	62	19,05	<b>15101/15245</b>	43
26	38	4	<b>U 203</b>	53
26,157	61,912	19,05	<b>15103 5/15243</b>	43
26,988	50,292	14,224	<b>L 44649/610</b>	43
28	52	16	<b>320/28</b>	43
28	58	16	<b>62/28</b>	4
28	58	17,50	<b>302/28</b>	43
28	58	20,25	<b>322/28</b>	43
28	68	18	<b>63/28</b>	4
28	68	20	<b>303/28</b>	43
28	68	25,80	<b>323/28</b>	43
28,575	57,15	19,845	<b>1985/1922</b>	43
28,575	57,15	19,845	<b>1988/1922</b>	43
28,575	73,025	22,225	<b>02872/2820</b>	43
29	50,292	14,224	<b>L 45449/410</b>	43
30	37	4	<b>F6706</b>	1
30	37	4	<b>61706</b>	4
30	37	4	<b>61706-ZZ</b>	6
30	42	5	<b>U 204</b>	53
30	42	7	<b>F6806</b>	1
30	42	7	<b>F6806-ZZ</b>	3
30	42	7	<b>61806</b>	4
30	42	7	<b>61806-2RS</b>	7
30	42	7	<b>61806-2RZ</b>	9
30	47	9	<b>F6906</b>	1
30	47	9	<b>F6906-ZZ</b>	3
30	47	9	<b>61906-2RS</b>	7
30	47	9	<b>61906-2RZ</b>	9
30	47	11	<b>51106</b>	51
30	52	16	<b>51206</b>	51
30	52	20	<b>53206</b>	52
30	55	9	<b>16006</b>	4
30	55	13	<b>6006</b>	4
30	55	13	<b>6006-Z</b>	5
30	55	13	<b>6006-ZZ</b>	6
30	55	13	<b>6006-2RS</b>	7
30	55	13	<b>6006-RS</b>	8
30	55	13	<b>6006-2RZ</b>	9

Dimension (mm) Dimensioni (mm)			Designation Sigla	Fig.
d	D	B		
30	55	13	<b>6006-RZ</b>	10
30	55	13	<b>6006 N</b>	11
30	55	13	<b>6006 NR</b>	12
30	55	13	<b>NU 1006</b>	32
30	55	17	<b>32006</b>	43
30	55	19	<b>63006-2RS</b>	7
30	55	19	<b>NN 3006 KTN/SP</b>	38
30	55	19	<b>NN 3006 TN/SP</b>	38
30	55	34	<b>SL045006-PP</b>	39
30	60	21	<b>51306</b>	51
30	60	25	<b>53306</b>	52
30	62	10	<b>98206</b>	4
30	62	16	<b>6206</b>	4
30	62	16	<b>6206-Z</b>	5
30	62	16	<b>6206-ZZ</b>	6
30	62	16	<b>6206-2RS</b>	7
30	62	16	<b>6206-RS</b>	8
30	62	16	<b>6206-2RZ</b>	9
30	62	16	<b>6206-RZ</b>	10
30	62	16	<b>6206 N</b>	11
30	62	16	<b>6206 NR</b>	12
30	62	16	<b>6206-ZNR</b>	13
30	62	16	<b>6206-ZZNR</b>	14
30	62	16	<b>6206 2RS BOMB</b>	16
30	62	16	<b>7206 B</b>	17
30	62	16	<b>QJ 206 N2 M</b>	22
30	62	16	<b>1206 TN9</b>	23
30	62	16	<b>1206 KTN9</b>	24
30	62	16	<b>NU 206</b>	32
30	62	16	<b>NJ 206</b>	33
30	62	16	<b>NUP 206</b>	34
30	62	16	<b>N 206</b>	35
30	62	17,25	<b>30206</b>	43
30	62	20	<b>62206-2RS</b>	7
30	62	20	<b>4206 ATN9</b>	15
30	62	20	<b>2206 TN9</b>	23
30	62	20	<b>2206 KTN9</b>	24
30	62	20	<b>2206-2RSTN9</b>	25
30	62	20	<b>2206-2RSKTN9</b>	26
30	62	20	<b>NU 2206</b>	32
30	62	20	<b>NJ 2206</b>	33
30	62	20	<b>NUP 2206</b>	34
30	62	20	<b>22206</b>	45
30	62	20	<b>22206 K</b>	46
30	62	21,25	<b>32206</b>	43
30	62	23,80	<b>3206 A</b>	18
30	62	23,80	<b>3206 ATN9</b>	18
30	62	23,80	<b>3206-ZZ</b>	20
30	62	23,80	<b>3206-2RS</b>	21
30	62	25	<b>33206</b>	43
30	62	25	<b>22206-2RS</b>	47
30	62	34	<b>52207</b>	54
30	62	37,70	<b>54207</b>	55
30	62	48	<b>11206 TN9</b>	27
30	68	36	<b>52208</b>	54
30	68	44	<b>54208</b>	55

Dimension (mm) Dimensioni (mm)			Designation Sigla	Fig.
d	D	B		
30	68	47	<b>52307</b>	54
30	70	28	<b>54307</b>	55
30	72	16	<b>LR 206 NPP</b>	30
30	72	16	<b>51406</b>	51
30	72	19	<b>6306</b>	4
30	72	19	<b>6306-Z</b>	5
30	72	19	<b>6306-ZZ</b>	6
30	72	19	<b>6306-2RS</b>	7
30	72	19	<b>6306-RS</b>	8
30	72	19	<b>6306-2RZ</b>	9
30	72	19	<b>6306-RZ</b>	10
30	72	19	<b>6306 N</b>	11
30	72	19	<b>6306 NR</b>	12
30	72	19	<b>6306-ZNR</b>	13
30	72	19	<b>6306-ZZNR</b>	14
30	72	19	<b>7306 B</b>	17
30	72	19	<b>QJ 306 N2M</b>	22
30	72	19	<b>1306 TN9</b>	23
30	72	19	<b>1306 KTN9</b>	24
30	72	19	<b>LR 206 NPPU</b>	31
30	72	19	<b>NU 306</b>	32
30	72	19	<b>NJ 306</b>	33
30	72	19	<b>NUP 306</b>	34
30	72	19	<b>N 306</b>	35
30	72	19	<b>21306</b>	45
30	72	19	<b>21306 K</b>	46
30	72	20,75	<b>30306</b>	43
30	72	20,75	<b>31306</b>	43
30	72	23,80	<b>LR 5206 KDD</b>	28
30	72	23,80	<b>LR 5206 KDDU</b>	29
30	72	27	<b>62306-2RS</b>	7
30	72	27	<b>4306 ATN9</b>	15
30	72	27	<b>2306</b>	23
30	72	27	<b>2306 K</b>	24
30	72	27	<b>2306-2RSTN9</b>	25
30	72	27	<b>NU 2306</b>	32
30	72	27	<b>NJ 2306</b>	33
30	72	27	<b>NUP 2306</b>	34
30	72	27	<b>N 2306</b>	35
30	72	28,75	<b>32306</b>	43
30	72	30,20	<b>3306 A</b>	18
30	72	30,20	<b>3306 ATN9</b>	18
30	72	30,20	<b>3306-ZZ</b>	20
30	72	30,20	<b>3306-2RS</b>	21
30	72	41,50	<b>31306J/DF</b>	44
30	78	49	<b>52308</b>	54
30	78	59	<b>54308</b>	55
30	80	30,20	<b>LR 5306 KDDU</b>	29
30	90	23	<b>6406</b>	4
30	90	23	<b>NU 406</b>	32
30	90	23	<b>NJ 406</b>	33
30	90	65	<b>52408</b>	54
31,20	6,50		<b>HJ 304</b>	36
31,75	59,131	15,875	<b>LM 67048/10</b>	43
31,75	61,912	19,05	<b>15123/15243</b>	43
31,75	62	19,05	<b>15123/15245</b>	43

Dimension (mm) Dimensioni (mm)			Designation Sigla	Fig.
d	D	B		
31,75	73,025	29,37	<b>HM 88542/510</b>	43
32	58	17	<b>320/32</b>	43
33,338	69,012	19,845	<b>14131/14276</b>	43
34,70	6		<b>HJ 205</b>	36
34,70	6,50		<b>HJ 2205</b>	36
34,925	65,088	18,034	<b>LM 48548/510</b>	43
34,925	69,012	19,845	<b>14137 A/14276</b>	43
34,925	76,20	29,37	<b>31594/31520</b>	43
34,988	59,131	15,875	<b>L 68149/110</b>	43
34,988	59,974	15,875	<b>L68149/111</b>	43
35	44	5	<b>61707</b>	4
35	44	5	<b>61707-ZZ</b>	6
35	47	7	<b>61807</b>	4
35	47	7	<b>61807-2RS</b>	7
35	47	7	<b>61807-2RZ</b>	9
35	52	12	<b>51107</b>	51
35	55	10	<b>61907</b>	4
35	55	10	<b>61907-2RS</b>	7
35	55	10	<b>61907-2RZ</b>	9
35	62	9	<b>16007</b>	4
35	62	14	<b>6007</b>	4
35	62	14	<b>6007-Z</b>	5
35	62	14	<b>6007-ZZ</b>	6
35	62	14	<b>6007-2RS</b>	7
35	62	14	<b>6007-RS</b>	8
35	62	14	<b>6007-2RZ</b>	9
35	62	14	<b>6007-RZ</b>	10
35	62	14	<b>6007 N</b>	11
35	62	14	<b>6007 NR</b>	12
35	62	14	<b>NU 1007</b>	32
35	62	18	<b>32007</b>	43
35	62	18	<b>51207</b>	51
35	62	20	<b>63007-2RS</b>	7
35	62	20	<b>NN 3007 K/SP</b>	38
35	62	20	<b>NN 3007/SP</b>	38
35	62	22	<b>53207</b>	52
35	62	36	<b>SL045007-PP</b>	39
35	68	24	<b>51307</b>	51
35	68	28	<b>53307</b>	52
35	72	17	<b>6207</b>	4
35	72	17	<b>6207-Z</b>	5
35	72	17	<b>6207-ZZ</b>	6
35	72	17	<b>6207-2RS</b>	7
35	72	17	<b>6207-RS</b>	8
35	72	17	<b>6207 N</b>	11
35	72	17	<b>6207 NR</b>	12
35	72	17	<b>6207-ZNR</b>	13
35	72	17	<b>6207-ZZNR</b>	14
35	72	17	<b>6207 2RS BOMB</b>	16
35	72	17	<b>7207 B</b>	17
35	72	17	<b>QJ 207 N2M</b>	22
35	72	17	<b>1207 TN9</b>	23
35	72	17	<b>1207 KTN9</b>	24
35	72	17	<b>NU 207</b>	32
35	72	17	<b>NJ 207</b>	33
35	72	17	<b>NUP 207</b>	34

Dimension (mm) Dimensioni (mm)			Designation Sigla	Fig.
d	D	B		
35	72	17	<b>N 207</b>	35
35	72	18,20	<b>30207</b>	43
35	72	23	<b>62207-2RS</b>	7
35	72	23	<b>4207 ATN9</b>	15
35	72	23	<b>2207 TN9</b>	23
35	72	23	<b>2207TN9</b>	23
35	72	23	<b>2207 KTN9</b>	24
35	72	23	<b>2207-2RSTN9</b>	25
35	72	23	<b>2207-2RSKTN9</b>	26
35	72	23	<b>NU 2207</b>	32
35	72	23	<b>NJ 2207</b>	33
35	72	23	<b>NUP 2207</b>	34
35	72	23	<b>22207</b>	45
35	72	23	<b>22207 K</b>	46
35	72	24,25	<b>32207</b>	43
35	72	27	<b>3207 A</b>	18
35	72	27	<b>3207 ATN9</b>	18
35	72	27	<b>3207-ZZ</b>	20
35	72	27	<b>3207-2RS</b>	21
35	72	28	<b>33207</b>	43
35	72	28	<b>22207-2RS</b>	47
35	72	52	<b>11207 TN9</b>	27
35	73	37	<b>52209</b>	54
35	73	45	<b>54209</b>	55
35	80	17	<b>LR 207 NPP</b>	30
35	80	17	<b>LR 207 NPPU</b>	31
35	80	21	<b>6307</b>	4
35	80	21	<b>6307-Z</b>	5
35	80	21	<b>6307-ZZ</b>	6
35	80	21	<b>6307-2RS</b>	7
35	80	21	<b>6307-RS</b>	8
35	80	21	<b>6307 N</b>	11
35	80	21	<b>6307 NR</b>	12
35	80	21	<b>6307-ZNR</b>	13
35	80	21	<b>6307-ZZNR</b>	14
35	80	21	<b>7307 B</b>	17
35	80	21	<b>QJ 307 N2M</b>	22
35	80	21	<b>1307 TN9</b>	23
35	80	21	<b>1307 KTN9</b>	24
35	80	21	<b>NU 307</b>	32
35	80	21	<b>NJ 307</b>	33
35	80	21	<b>NUP 307</b>	34
35	80	21	<b>N 307</b>	35
35	80	21	<b>21307</b>	45
35	80	21	<b>21307 K</b>	46
35	80	22,75	<b>30307</b>	43
35	80	22,75	<b>31307</b>	43
35	80	27	<b>LR 5207 KDD</b>	28
35	80	27	<b>LR 5207 KDDU</b>	29
35	80	31	<b>62307-2RS</b>	7
35	80	31	<b>4307 ATN9</b>	15
35	80	31	<b>2307 TN9</b>	23
35	80	31	<b>2307 KTN9</b>	24
35	80	31	<b>2307-2RSTN9</b>	25
35	80	31	<b>NU 2307</b>	32
35	80	31	<b>NJ 2307</b>	33

Dimension (mm) Dimensioni (mm)			Designation Sigla	Fig.
d	D	B		
35	80	31	<b>NUP 2307</b>	34
35	80	32	<b>51407</b>	51
35	80	32,75	<b>32307</b>	43
35	80	34,90	<b>3307 A</b>	18
35	80	34,90	<b>3307 ATN9</b>	18
35	80	34,90	<b>3307-ZZ</b>	20
35	80	34,90	<b>3307-2RS</b>	21
35	80	45,50	<b>31307 J/DF</b>	44
35	85	52	<b>52309</b>	54
35	85	62	<b>54309</b>	55
35	90	34,90	<b>LR 5307 KDDU</b>	29
35	100	25	<b>6407</b>	4
35	100	25	<b>6407 N</b>	11
35	100	25	<b>6407 NR</b>	12
35	100	25	<b>NU 407</b>	32
35	100	25	<b>NJ 407</b>	33
35	100	72	<b>52409</b>	54
35	100	86	<b>54409</b>	55
36	50	5,50	<b>U 205</b>	53
36,487	73,025	23,812	<b>25880/25820</b>	43
38,10	7		<b>HJ 305</b>	36
38,10	8		<b>HJ 2305</b>	36
38,10	65,09	18,03	<b>LM 29748/710</b>	43
38,10	65,09	18,03	<b>LM 29749/710</b>	43
38,10	65,09	19,81	<b>LM 29749/711</b>	43
38,10	72,24	20,64	<b>16150/16284</b>	43
38,10	72,24	23,81	<b>16150/16283</b>	43
38,10	88,50	26,99	<b>418/414</b>	43
39,688	73,025	25,654	<b>M 201047/11</b>	43
40	50	6	<b>61708</b>	4
40	50	6	<b>61708-ZZ</b>	6
40	52	7	<b>61808-2RS</b>	7
40	52	7	<b>61808-2RZ</b>	9
40	60	13	<b>51108</b>	51
40	62	7	<b>61808</b>	4
40	62	12	<b>61908</b>	4
40	62	12	<b>61908-2RS</b>	7
40	62	12	<b>61908-2RZ</b>	9
40	68	9	<b>16008</b>	4
40	68	15	<b>6008</b>	4
40	68	15	<b>6008-Z</b>	5
40	68	15	<b>6008-ZZ</b>	6
40	68	15	<b>6008-2RS</b>	7
40	68	15	<b>6008-RS</b>	8
40	68	15	<b>6008-2RZ</b>	9
40	68	15	<b>6008-RZ</b>	10
40	68	15	<b>6008 N</b>	11
40	68	15	<b>6008 NR</b>	12
40	68	15	<b>NU 1008</b>	32
40	68	19	<b>32008</b>	43
40	68	19	<b>51208</b>	51
40	68	21	<b>63008-2RS</b>	7
40	68	21	<b>NN 3008 KTN/SP</b>	38
40	68	21	<b>NN 3008 TN/SP</b>	38
40	68	23	<b>53208</b>	52
40	68	38	<b>SL045008-PP</b>	39

Dimension (mm) Dimensioni (mm)			Designation Sigla	Fig.
d	D	B		
40	75	26	<b>33108</b>	43
40	78	26	<b>51308</b>	51
40	78	31	<b>53308</b>	52
40	79	39	<b>52210</b>	54
40	80	18	<b>6208</b>	4
40	80	18	<b>6208-Z</b>	5
40	80	18	<b>6208-ZZ</b>	6
40	80	18	<b>6208-2RS</b>	7
40	80	18	<b>6208-RS</b>	8
40	80	18	<b>6208-2RZ</b>	9
40	80	18	<b>6208-RZ</b>	10
40	80	18	<b>6208 N</b>	11
40	80	18	<b>6208 NR</b>	12
40	80	18	<b>6208-ZNR</b>	13
40	80	18	<b>6208-ZZNR</b>	14
40	80	18	<b>6208 2RS BOMB</b>	16
40	80	18	<b>7208 B</b>	17
40	80	18	<b>QJ 208 N2M</b>	22
40	80	18	<b>1208 TN9</b>	23
40	80	18	<b>1208 KTN9</b>	24
40	80	18	<b>NU 208</b>	32
40	80	18	<b>NJ 208</b>	33
40	80	18	<b>NUP 208</b>	34
40	80	18	<b>N 208</b>	35
40	80	19,75	<b>30208</b>	43
40	80	23	<b>62208-2RS</b>	7
40	80	23	<b>4208 ATN9</b>	15
40	80	23	<b>2208 TN9</b>	23
40	80	23	<b>2208 KTN9</b>	24
40	80	23	<b>2208-2RSTN9</b>	25
40	80	23	<b>2208-2RSKTN9</b>	26
40	80	23	<b>NU 2208</b>	32
40	80	23	<b>NJ 2208</b>	33
40	80	23	<b>NUP 2208</b>	34
40	80	23	<b>22208</b>	45
40	80	23	<b>22208 K</b>	46
40	80	24,75	<b>32208</b>	43
40	80	28	<b>22208-2RS</b>	47
40	80	28	<b>22208-2RSK</b>	48
40	80	30,20	<b>3208 A</b>	18
40	80	30,20	<b>3208 ATN9</b>	18
40	80	30,20	<b>3208-ZZ</b>	20
40	80	30,20	<b>3208-2RS</b>	21
40	80	32	<b>33208</b>	43
40	80	56	<b>11208 TN9</b>	27
40	85	18	<b>LR 208 NPP</b>	30
40	85	18	<b>LR 208 NPPU</b>	31
40	85	30,20	<b>LR 5208 KDD</b>	28
40	85	30,20	<b>LR 5208 KDDU</b>	29
40	90	23	<b>6308</b>	4
40	90	23	<b>6308-Z</b>	5
40	90	23	<b>6308-ZZ</b>	6
40	90	23	<b>6308-2RS</b>	7
40	90	23	<b>6308-RS</b>	8
40	90	23	<b>6308-2RZ</b>	9
40	90	23	<b>6308-RZ</b>	10

Dimension (mm) Dimensioni (mm)			Designation Sigla	Fig.
d	D	B		
40	90	23	<b>6308 N</b>	11
40	90	23	<b>6308 NR</b>	12
40	90	23	<b>6308-ZNR</b>	13
40	90	23	<b>6308-ZZNR</b>	14
40	90	23	<b>7308 B</b>	17
40	90	23	<b>QJ 308 N2M</b>	22
40	90	23	<b>1308 TN9</b>	23
40	90	23	<b>1308 KTN9</b>	24
40	90	23	<b>NU 308</b>	32
40	90	23	<b>NJ 308</b>	33
40	90	23	<b>NUP 308</b>	34
40	90	23	<b>N 308</b>	35
40	90	23	<b>21308</b>	45
40	90	23	<b>21308 K</b>	46
40	90	25,25	<b>30308</b>	43
40	90	25,25	<b>31308</b>	43
40	90	33	<b>62308-2RS</b>	7
40	90	33	<b>4308 ATN9</b>	15
40	90	33	<b>2308 TN9</b>	23
40	90	33	<b>2308 KTN9</b>	24
40	90	33	<b>2308-2RSTN9</b>	25
40	90	33	<b>NU 2308</b>	32
40	90	33	<b>NJ 2308</b>	33
40	90	33	<b>NUP 2308</b>	34
40	90	33	<b>22308</b>	45
40	90	33	<b>22308 K</b>	46
40	90	33	<b>22308 VA</b>	49
40	90	35,25	<b>32308</b>	43
40	90	36	<b>51408</b>	51
40	90	36,50	<b>3308 A</b>	18
40	90	36,50	<b>3308 ATN9</b>	18
40	90	36,50	<b>3308 D</b>	19
40	90	36,50	<b>3308 DTN9</b>	19
40	90	36,50	<b>3308-ZZ</b>	20
40	90	36,50	<b>3308-2RS</b>	21
40	90	38	<b>22308-2RS</b>	47
40	90	42	<b>53408</b>	52
40	90	50,50	<b>31308J/DF</b>	44
40	95	58	<b>52310</b>	54
40	95	70	<b>54310</b>	55
40	100	36,50	<b>LR 5308 KDDU</b>	29
40	100	92	<b>54410</b>	55
40	110	27	<b>6408</b>	4
40	110	27	<b>6408 N</b>	11
40	110	27	<b>6408 NR</b>	12
40	110	27	<b>NU 408</b>	32
40	110	27	<b>NJ 408</b>	33
40,988	67,75	17,50	<b>LM 300849/811</b>	43
41,20	7		<b>HJ 206</b>	36
41,275	73,025	16,667	<b>18590/18520</b>	43
41,275	73,431	19,558	<b>LM 501349/310</b>	43
41,275	73,431	21,43	<b>LM 501349/314</b>	43
41,275	76,20	18,009	<b>11162/11300</b>	43
41,275	76,20	18,009	<b>11163/11300</b>	43
41,275	76,20	22,225	<b>24780/24720</b>	43
41,275	87,312	30,162	<b>3585/3525</b>	43

Dimension (mm) Dimensioni (mm)			Designation Sigla	Fig.
d	D	B		
41,275	88,90	30,162	<b>HM 803146/110</b>	43
41,275	101,60	34,925	<b>526/52210</b>	43
42	55	5,50	<b>U 206</b>	53
44,45	82,931	23,812	<b>25580/25520</b>	43
44,45	82,931	26,988	<b>25580/25523</b>	43
44,45	83,058	23,876	<b>25580/25522</b>	43
44,45	88,90	30,162	<b>HM 803149/110</b>	43
44,45	95,25	30,958	<b>53178/53377</b>	43
45	8,50		<b>HJ 306</b>	36
45	55	6	<b>61709</b>	4
45	55	6	<b>61709-ZZ</b>	6
45	58	7	<b>61809</b>	4
45	58	7	<b>61809-2RS</b>	7
45	58	7	<b>61809-2RZ</b>	9
45	62	7	<b>U 306</b>	53
45	62	7	<b>U 306</b>	56
45	65	14	<b>51109</b>	51
45	68	12	<b>61909</b>	4
45	68	12	<b>61909-2RS</b>	7
45	68	12	<b>61909-2RZ</b>	9
45	73	20	<b>51209</b>	51
45	73	24	<b>53209</b>	52
45	75	10	<b>16009</b>	4
45	75	16	<b>6009</b>	4
45	75	16	<b>6009-Z</b>	5
45	75	16	<b>6009-ZZ</b>	6
45	75	16	<b>6009-2RS</b>	7
45	75	16	<b>6009-RS</b>	8
45	75	16	<b>6009 N</b>	11
45	75	16	<b>6009 NR</b>	12
45	75	16	<b>NU 1009</b>	32
45	75	20,90	<b>32009</b>	43
45	75	23	<b>NN 3009 KTN/SP</b>	38
45	75	23	<b>NN 3009 TN/SP</b>	38
45	75	40	<b>SL045009-PP</b>	39
45	80	26	<b>33109</b>	43
45	85	19	<b>6209</b>	4
45	85	19	<b>6209-Z</b>	5
45	85	19	<b>6209-ZZ</b>	6
45	85	19	<b>6209-2RS</b>	7
45	85	19	<b>6209-RS</b>	8
45	85	19	<b>6209 N</b>	11
45	85	19	<b>6209 NR</b>	12
45	85	19	<b>6209-ZNR</b>	13
45	85	19	<b>6209-ZZNR</b>	14
45	85	19	<b>6209 2RS BOMB</b>	16
45	85	19	<b>7209 B</b>	17
45	85	19	<b>QJ 209 N2M</b>	22
45	85	19	<b>1209 TN9</b>	23
45	85	19	<b>1209 KTN9</b>	24
45	85	19	<b>NU 209</b>	32
45	85	19	<b>NJ 209</b>	33
45	85	19	<b>NUP 209</b>	34
45	85	19	<b>N 209</b>	35
45	85	20,75	<b>30209</b>	43
45	85	23	<b>62209-2RS</b>	7

Dimension (mm) Dimensioni (mm)			Designation Sigla	Fig.
d	D	B		
45	85	23	<b>4209 ATN9</b>	15
45	85	23	<b>2209 TN9</b>	23
45	85	23	<b>2209 KTN9</b>	24
45	85	23	<b>2209-2RSTN9</b>	25
45	85	23	<b>2209-2RSKTN9</b>	26
45	85	23	<b>NU 2209</b>	32
45	85	23	<b>NJ 2209</b>	33
45	85	23	<b>NUP 2209</b>	34
45	85	23	<b>22209</b>	45
45	85	23	<b>22209 K</b>	46
45	85	24,75	<b>32209</b>	43
45	85	28	<b>22209-2RS</b>	47
45	85	28	<b>22209-2RSK</b>	48
45	85	28	<b>51309</b>	51
45	85	30,20	<b>3209 A</b>	18
45	85	30,20	<b>3209 ATN9</b>	18
45	85	30,20	<b>3209-ZZ</b>	20
45	85	30,20	<b>3209-2RS</b>	21
45	85	32	<b>33209</b>	43
45	85	33	<b>53309</b>	52
45	85	58	<b>11209 TN9</b>	27
45	90	19	<b>LR 209 NPP</b>	30
45	90	19	<b>LR 209 NPPU</b>	31
45	90	45	<b>52211</b>	54
45	90	55	<b>54211</b>	55
45	100	25	<b>6309</b>	4
45	100	25	<b>6309-Z</b>	5
45	100	25	<b>6309-ZZ</b>	6
45	100	25	<b>6309-2RS</b>	7
45	100	25	<b>6309-RS</b>	8
45	100	25	<b>6309 N</b>	11
45	100	25	<b>6309 NR</b>	12
45	100	25	<b>6309-ZNR</b>	13
45	100	25	<b>6309-ZZNR</b>	14
45	100	25	<b>7309 B</b>	17
45	100	25	<b>QJ 309 N2M</b>	22
45	100	25	<b>1309 TN9</b>	23
45	100	25	<b>1309 KTN9</b>	24
45	100	25	<b>NU 309</b>	32
45	100	25	<b>NJ 309</b>	33
45	100	25	<b>NUP 309</b>	34
45	100	25	<b>N 309</b>	35
45	100	25	<b>21309</b>	45
45	100	25	<b>21309 K</b>	46
45	100	27,25	<b>30309</b>	43
45	100	27,25	<b>31309</b>	43
45	100	36	<b>62309-2RS</b>	7
45	100	36	<b>4309 ATN9</b>	15
45	100	36	<b>2309 TN9</b>	23
45	100	36	<b>2309 KTN9</b>	24
45	100	36	<b>2309-2RSTN9</b>	25
45	100	36	<b>NU 2309</b>	32
45	100	36	<b>NJ 2309</b>	33
45	100	36	<b>NUP 2309</b>	34
45	100	36	<b>22309</b>	45
45	100	36	<b>22309 K</b>	46

Dimension (mm) Dimensioni (mm)			Designation Sigla	Fig.
d	D	B		
45	100	36	22309 VA	49
45	100	38,25	32309	43
45	100	39	51409	51
45	100	39,70	3309 A	18
45	100	39,70	3309 ATN9	18
45	100	39,70	3309 D	19
45	100	39,70	3309-ZZ	20
45	100	39,70	3309-2RS	21
45	100	54,50	31309 J/CDF	44
45	105	64	52311	54
45	120	29	6409	4
45	120	29	6409 N	11
45	120	29	6409 NR	12
45	120	29	NU 409	32
45	120	29	NJ 409	33
45	120	87	52411	54
45	75	23	63009-2RS	7
45,237	87,313	30,162	3586/3525	43
45,242	73,431	19,558	LM 102949/910	43
45,242	77,788	19,842	LM 603049/011	43
45,618	82,931	23,812	25590/25520	43
45,618	82,931	26,988	25590/25523	43
45,618	83,058	23,876	25590/25522	43
46,038	79,375	17,462	18690/18620	43
47,625	101,60	34,925	528 R/522	43
48	65	7	U 207	56
48	65	7,50	U 207	53
48,10	7		HJ 207	36
50	65	7	61810	4
50	65	7	61810-2RS	7
50	65	7	61810-2RZ	9
50	70	14	51110	51
50	72	7	U 208	53
50	72	12	61910	4
50	72	12	61910-2RS	7
50	72	12	61910-2RZ	9
50	72	28	234910	57
50	78	22	51210	51
50	78	26	53210	52
50	80	10	16010	4
50	80	16	6010	4
50	80	16	6010-Z	5
50	80	16	6010-ZZ	6
50	80	16	6010-2RS	7
50	80	16	6010-RS	8
50	80	16	6010-2RZ	9
50	80	16	6010-RZ	10
50	80	16	6010 N	11
50	80	16	6010 NR	12
50	80	16	NU 1010	32
50	80	20	32010	43
50	80	23	63010-2RS	7
50	80	23	NN 3010 KTN/SP	38
50	80	23	NN 3010 TN/SP	38
50	80	24	33010	43
50	80	38	234410	57

Dimension (mm) Dimensioni (mm)			Designation Sigla	Fig.
d	D	B		
50	80	40	SL0450010-PP	39
50	85	26	33110	43
50	90	11	98210	4
50	90	20	6210	4
50	90	20	6210-Z	5
50	90	20	6210-ZZ	6
50	90	20	6210-2RS	7
50	90	20	6210-RS	8
50	90	20	6210-2RZ	9
50	90	20	6210-RZ	10
50	90	20	6210 N	11
50	90	20	6210 NR	12
50	90	20	6210-ZNR	13
50	90	20	6210-ZZNR	14
50	90	20	6210 2RS BOMB	16
50	90	20	7210 B	17
50	90	20	QJ 210 N2 M	22
50	90	20	1210 TN9	23
50	90	20	1210 KTN9	24
50	90	20	NU 210	32
50	90	20	NJ 210	33
50	90	20	NUP 210	34
50	90	20	N 210	35
50	90	21,75	30210	43
50	90	23	622210-2RS	7
50	90	23	4210 ATN9	15
50	90	23	2210 TN9	23
50	90	23	2210 KTN9	24
50	90	23	2210-2RSTN9	25
50	90	23	2210-2RSKTN9	26
50	90	23	NU 2210	32
50	90	23	NJ 2210	33
50	90	23	NUP 2210	34
50	90	23	22210	45
50	90	23	22210 K	46
50	90	24,75	32210	43
50	90	28	22210-2RS	47
50	90	28	22210-2RSK	48
50	90	30,20	3210 A	18
50	90	30,20	3210 ATN9	18
50	90	30,20	3210-ZZ	20
50	90	30,20	3210-2RS	21
50	90	32	33210	43
50	90	43,50	30210 J/DF	44
50	90	58	11210 TN9	27
50	95	31	51310	51
50	95	37	53310	52
50	95	46	52212	54
50	110	27	6310	4
50	110	27	6310-Z	5
50	110	27	6310-ZZ	6
50	110	27	6310-2RS	7
50	110	27	6310-RS	8
50	110	27	6310 N	11
50	110	27	6310 NR	12
50	110	27	6310-ZNR	13

Dimension (mm) Dimensioni (mm)			Designation Sigla	Fig.
d	D	B		
50	110	27	<b>6310-ZZNR</b>	14
50	110	27	<b>7310 B</b>	17
50	110	27	<b>QJ 310 N2M</b>	22
50	110	27	<b>1310 TN9</b>	23
50	110	27	<b>1310 KTN9</b>	24
50	110	27	<b>NU 310</b>	32
50	110	27	<b>NJ 310</b>	33
50	110	27	<b>NUP 310</b>	34
50	110	27	<b>N 310</b>	35
50	110	27	<b>21310</b>	45
50	110	27	<b>21310 K</b>	46
50	110	29	<b>30310</b>	43
50	110	29,25	<b>31310</b>	43
50	110	40	<b>62310-2RS</b>	7
50	110	40	<b>4310 ATN9</b>	15
50	110	40	<b>2310</b>	23
50	110	40	<b>2310 K</b>	24
50	110	40	<b>2310-2RSTN9</b>	25
50	110	40	<b>NU 2310</b>	32
50	110	40	<b>NJ 2310</b>	33
50	110	40	<b>NUP 2310</b>	34
50	110	40	<b>22310</b>	45
50	110	40	<b>22310 K</b>	46
50	110	40	<b>22310 VA</b>	49
50	110	42,25	<b>32310</b>	43
50	110	43	<b>51410</b>	51
50	110	44,40	<b>3310 A</b>	18
50	110	44,40	<b>3310 ATN9</b>	18
50	110	44,40	<b>3310 D</b>	19
50	110	44,40	<b>3310-ZZ</b>	20
50	110	44,40	<b>3310-2RS</b>	21
50	110	50	<b>53410</b>	52
50	110	58,50	<b>31310 J/DF</b>	44
50	110	64	<b>52312</b>	54
50	110	78	<b>54312</b>	55
50	130	31	<b>6410</b>	4
50	130	31	<b>6410 N</b>	11
50	130	31	<b>NU 410</b>	32
50	130	31	<b>NJ 410</b>	33
50	130	93	<b>52412 M</b>	54
50	139,70	31	<b>6410 NR</b>	12
50,50	11,50		<b>HJ 406</b>	36
50,80	82,55	21,59	<b>LM 104949/911</b>	43
50,80	85	17,46	<b>18790/18720</b>	43
50,80	88,90	20,64	<b>368 A/362 A</b>	43
50,80	93,264	30,162	<b>3780/3720</b>	43
50,80	97,63	24,61	<b>28678/28622 B</b>	43
50,80	104,78	39,688	<b>4580/2/4535/2</b>	43
50,80	107,95	36,512	<b>537/532 X</b>	43
51	9,50		<b>HJ 307</b>	36
52	72	7	<b>U 307</b>	53
52	72	7,50	<b>U 307</b>	56
53,975	88,90	19,05	<b>LM 806649/610</b>	43
53,975	95,25	27,783	<b>33895/33821</b>	43
53,975	95,25	27,783	<b>33895/33822</b>	43
54	8,50		<b>HJ 208</b>	36

Dimension (mm) Dimensioni (mm)			Designation Sigla	Fig.
d	D	B		
54	9		<b>HJ 2208</b>	36
55	72	7	<b>U 208</b>	56
55	72	9	<b>61811</b>	4
55	72	9	<b>61811-2RS</b>	7
55	72	9	<b>61811-2RZ</b>	9
55	78	16	<b>51111</b>	51
55	80	13	<b>61911</b>	4
55	80	13	<b>61911-2RS</b>	7
55	80	13	<b>61911-2RZ</b>	9
55	90	11	<b>16011</b>	4
55	90	18	<b>6011</b>	4
55	90	18	<b>6011-Z</b>	5
55	90	18	<b>6011-ZZ</b>	6
55	90	18	<b>6011-2RS</b>	7
55	90	18	<b>6011-RS</b>	8
55	90	18	<b>6011 N</b>	11
55	90	18	<b>6011 NR</b>	12
55	90	18	<b>NU 1011</b>	32
55	90	23	<b>32011</b>	43
55	90	25	<b>51211</b>	51
55	90	26	<b>NN 3011 KTN/SP</b>	38
55	90	26	<b>NN 3011 TN/SP</b>	38
55	90	27	<b>33011</b>	43
55	90	30	<b>53211</b>	52
55	90	46	<b>SL0450011-PP</b>	39
55	90	54	<b>33011/DF03C170</b>	44
55	95	30	<b>33111</b>	43
55	100	21	<b>6211</b>	4
55	100	21	<b>6211-Z</b>	5
55	100	21	<b>6211-ZZ</b>	6
55	100	21	<b>6211-2RS</b>	7
55	100	21	<b>6211-RS</b>	8
55	100	21	<b>6211 N</b>	11
55	100	21	<b>6211 NR</b>	12
55	100	21	<b>6211-ZNR</b>	13
55	100	21	<b>6211-ZZNR</b>	14
55	100	21	<b>6211 2RS BOMB</b>	16
55	100	21	<b>7211 B</b>	17
55	100	21	<b>QJ 211 N2M</b>	22
55	100	21	<b>1211 TN9</b>	23
55	100	21	<b>1211 KTN9</b>	24
55	100	21	<b>NU 211</b>	32
55	100	21	<b>NJ 211</b>	33
55	100	21	<b>NUP 211</b>	34
55	100	21	<b>N 211</b>	35
55	100	22,75	<b>30211</b>	43
55	100	25	<b>62211-2RS</b>	7
55	100	25	<b>4211 ATN9</b>	15
55	100	25	<b>2211 TN9</b>	23
55	100	25	<b>2211 KTN9</b>	24
55	100	25	<b>2211-2RSTN9</b>	25
55	100	25	<b>2211-2RSKTN9</b>	26
55	100	25	<b>NU 2211</b>	32
55	100	25	<b>NJ 2211</b>	33
55	100	25	<b>NUP 2211</b>	34
55	100	25	<b>22211</b>	45

Dimension (mm) Dimensioni (mm)			Designation Sigla	Fig.
d	D	B		
55	100	25	22211 K	46
55	100	26,75	32211	43
55	100	31	22211-2RS	47
55	100	31	22211-2RSK	48
55	100	33,30	3211 A	18
55	100	33,30	3211 ATN9	18
55	100	33,30	3211-ZZ	20
55	100	33,30	3211-2RS	21
55	100	35	33211	43
55	100	47	52213	54
55	105	35	51311	51
55	105	42	53311	52
55	105	47	52214	54
55	115	65	52313	54
55	120	29	6311	4
55	120	29	6311-Z	5
55	120	29	6311-ZZ	6
55	120	29	6311-2RS	7
55	120	29	6311-RS	8
55	120	29	6311 N	11
55	120	29	6311 NR	12
55	120	29	6311-ZNR	13
55	120	29	6311-ZZNR	14
55	120	29	7311 B	17
55	120	29	QJ 311 N2M	22
55	120	29	1311 TN9	23
55	120	29	1311 KTN9	24
55	120	29	NU 311	32
55	120	29	NJ 311	33
55	120	29	NUP 311	34
55	120	29	N 311	35
55	120	29	21311	45
55	120	29	21311 K	46
55	120	31,50	31311	43
55	120	32	30311	43
55	120	43	62311-2RS	7
55	120	43	4311 ATN9	15
55	120	43	2311	23
55	120	43	2311 K	24
55	120	43	NU 2311	32
55	120	43	NJ 2311	33
55	120	43	NUP 2311	34
55	120	43	22311	45
55	120	43	22311 K	46
55	120	43	22311 VA	49
55	120	43	22311 KVA	50
55	120	45,50	32311	43
55	120	48	51411	51
55	120	49	22311-2RS	47
55	120	49,20	3311 A	18
55	120	49,20	3311 ATN9	18
55	120	49,20	3311 D	19
55	120	49,20	3311-ZZ	20
55	120	49,20	3311-2RS	21
55	120	55	53411	52
55	120	63	31311J/DF	44

Dimension (mm) Dimensioni (mm)			Designation Sigla	Fig.
d	D	B		
55	125	72	52314	54
55	140	33	6411	4
55	140	33	6411 N	11
55	140	33	6411 NR	12
55	140	33	NU 411	32
55	140	33	NJ 411	33
55	150	107	52414 M	54
57,15	96,838	21	387A/382 A	43
57,15	96,838	25,40	387 A/382 S	43
57,15	98,425	21	387 A/382	43
57,15	104,775	30,162	462/453 X	43
57,15	112,712	30,162	39580/39520	43
57,15	119,985	32,75	39580/39528	43
57,50	11		HJ 308	36
59	8,50		HJ 209	36
60	78	7,50	U 209	53
60	78	7,50	U 209	56
60	78	10	61812	4
60	78	10	61812-2RS	7
60	78	10	61812-2RZ	9
60	82	8,50	U 308	53
60	82	8,50	U 308	56
60	85	13	61912	4
60	85	13	61912-2RS	7
60	85	13	61912-2RZ	9
60	85	17	51112	51
60	95	11	16012	4
60	95	18	6012	4
60	95	18	6012-Z	5
60	95	18	6012-ZZ	6
60	95	18	6012-2RS	7
60	95	18	6012-RS	8
60	95	18	6012-2RZ	9
60	95	18	6012-RZ	10
60	95	18	6012 N	11
60	95	18	6012 NR	12
60	95	18	NU 1012	32
60	95	23	32012	43
60	95	26	NN 3012 KTN/SP	38
60	95	26	NN 3012 TN/SP	38
60	95	26	51212	51
60	95	27	33012	43
60	95	31	53212	52
60	95	46	SL0450012-PP	39
60	95	46	32012 X/DFC250	44
60	100	30	33112	43
60	110	22	6212	4
60	110	22	6212-Z	5
60	110	22	6212-ZZ	6
60	110	22	6212-2RS	7
60	110	22	6212-RS	8
60	110	22	6212 N	11
60	110	22	6212 NR	12
60	110	22	6212-ZNR	13
60	110	22	6212-ZZNR	14
60	110	22	6212 2RS BOMB	16

Dimension (mm) Dimensioni (mm)			Designation Sigla	Fig.
d	D	B		
60	110	22	<b>7212 B</b>	17
60	110	22	<b>QJ 212 N2M</b>	22
60	110	22	<b>1212 TN9</b>	23
60	110	22	<b>1212 KTN9</b>	24
60	110	22	<b>NU 212</b>	32
60	110	22	<b>NJ 212</b>	33
60	110	22	<b>NUP 212</b>	34
60	110	22	<b>N 212</b>	35
60	110	23,75	<b>30212</b>	43
60	110	28	<b>62212-2RS</b>	7
60	110	28	<b>4212 ATN9</b>	15
60	110	28	<b>2212 TN9</b>	23
60	110	28	<b>2212 KTN9</b>	24
60	110	28	<b>2212-2RSTN9</b>	25
60	110	28	<b>2212-2RSKTN9</b>	26
60	110	28	<b>NU 2212</b>	32
60	110	28	<b>NJ 2212</b>	33
60	110	28	<b>NUP 2212</b>	34
60	110	28	<b>22212</b>	45
60	110	28	<b>22212 K</b>	46
60	110	29,75	<b>32212</b>	43
60	110	34	<b>22212-2RS</b>	47
60	110	34	<b>22212-2RSK</b>	48
60	110	35	<b>51312</b>	51
60	110	36,50	<b>3212 A</b>	18
60	110	36,50	<b>3212 ATN9</b>	18
60	110	36,50	<b>3212-ZZ</b>	20
60	110	36,50	<b>3212-2RS</b>	21
60	110	38	<b>33212</b>	43
60	110	42	<b>53312</b>	52
60	110	47	<b>52215</b>	54
60	110	62	<b>11212 TN9</b>	27
60	130	31	<b>6312</b>	4
60	130	31	<b>6312-Z</b>	5
60	130	31	<b>6312-ZZ</b>	6
60	130	31	<b>6312-2RS</b>	7
60	130	31	<b>6312 N</b>	11
60	130	31	<b>6312 NR</b>	12
60	130	31	<b>6312-ZNR</b>	13
60	130	31	<b>6312-ZZNR</b>	14
60	130	31	<b>7312 B</b>	17
60	130	31	<b>QJ 312 N2M</b>	22
60	130	31	<b>1312 TN9</b>	23
60	130	31	<b>1312 KTN9</b>	24
60	130	31	<b>NU 312</b>	32
60	130	31	<b>NJ 312</b>	33
60	130	31	<b>NUP 312</b>	34
60	130	31	<b>N 312</b>	35
60	130	31	<b>21312</b>	45
60	130	31	<b>21312 K</b>	46
60	130	33,50	<b>30312</b>	43
60	130	33,50	<b>31312</b>	43
60	130	42	<b>29412 M</b>	58
60	130	46	<b>62312-2RS</b>	7
60	130	46	<b>4312 ATN9</b>	15
60	130	46	<b>2312</b>	23

Dimension (mm) Dimensioni (mm)			Designation Sigla	Fig.
d	D	B		
60	130	46	<b>2312 K</b>	24
60	130	46	<b>NU 2312</b>	32
60	130	46	<b>NJ 2312</b>	33
60	130	46	<b>NUP 2312</b>	34
60	130	46	<b>22312</b>	45
60	130	46	<b>22312 K</b>	46
60	130	46	<b>22312 VA</b>	49
60	130	46	<b>22312 KVA</b>	50
60	130	48,50	<b>32312</b>	43
60	130	51	<b>51412 M</b>	51
60	130	54	<b>3312 A</b>	18
60	130	54	<b>3312-ZZ</b>	20
60	130	58	<b>53412M</b>	52
60	130	67	<b>31312 J/DF</b>	44
60	135	79	<b>52315</b>	54
60	150	35	<b>6412</b>	4
60	150	35	<b>6412 N</b>	11
60	150	35	<b>NU 412</b>	32
60	150	35	<b>NJ 412</b>	33
60	150	35	<b>NUP 412</b>	34
60	159,70	35	<b>6412 NR</b>	12
62	82	7,50	<b>U 210</b>	53
63,50	112,712	30,162	<b>3982/3920</b>	43
64	9		<b>HJ 210</b>	36
64,40	11,50		<b>HJ 309</b>	36
65	85	10	<b>61813</b>	4
65	85	10	<b>61813-2RS</b>	7
65	85	10	<b>61813-2RZ</b>	9
65	90	10	<b>U 309</b>	53
65	90	10	<b>U 309</b>	56
65	90	13	<b>61913</b>	4
65	90	13	<b>61913-2RS</b>	7
65	90	13	<b>61913-2RZ</b>	9
65	90	18	<b>51113</b>	51
65	95	12	<b>U 408</b>	53
65	100	11	<b>16013</b>	4
65	100	18	<b>6013</b>	4
65	100	18	<b>6013-Z</b>	5
65	100	18	<b>6013-ZZ</b>	6
65	100	18	<b>6013-2RS</b>	7
65	100	18	<b>6013-RS</b>	8
65	100	18	<b>6013 N</b>	11
65	100	18	<b>6013 NR</b>	12
65	100	18	<b>NU 1013</b>	32
65	100	23	<b>32013</b>	43
65	100	26	<b>NN 3013 KTN/SP</b>	38
65	100	26	<b>NN 3013 TN/SP</b>	38
65	100	27	<b>33013</b>	43
65	100	27	<b>51213</b>	51
65	100	32	<b>53213</b>	52
65	100	35	<b>24013</b>	45
65	100	35	<b>24013 K30</b>	46
65	100	46	<b>SL045013-PP</b>	39
65	110	34	<b>33113</b>	43
65	115	36	<b>51313</b>	51
65	115	43	<b>53313</b>	52

Dimension (mm) Dimensioni (mm)			Designation Sigla	Fig.
d	D	B		
65	115	48	<b>52216</b>	54
65	120	23	<b>6213</b>	4
65	120	23	<b>6213-Z</b>	5
65	120	23	<b>6213-ZZ</b>	6
65	120	23	<b>6213-2RS</b>	7
65	120	23	<b>6213-RS</b>	8
65	120	23	<b>6213 N</b>	11
65	120	23	<b>6213 NR</b>	12
65	120	23	<b>6213-ZNR</b>	13
65	120	23	<b>6213-ZZNR</b>	14
65	120	23	<b>7213 B</b>	17
65	120	23	<b>QJ 213 N2 M</b>	22
65	120	23	<b>1213 TN9</b>	23
65	120	23	<b>1213 KTN9</b>	24
65	120	23	<b>NU 213</b>	32
65	120	23	<b>NJ 213</b>	33
65	120	23	<b>NUP 213</b>	34
65	120	23	<b>N 213</b>	35
65	120	24,70	<b>30213</b>	43
65	120	31	<b>62213-2RS</b>	7
65	120	31	<b>4213 ATN9</b>	15
65	120	31	<b>2213 TN9</b>	23
65	120	31	<b>2213 KTN9</b>	24
65	120	31	<b>2213-2RSTN9</b>	25
65	120	31	<b>2213-2RSKTN9</b>	26
65	120	31	<b>NU 2213</b>	32
65	120	31	<b>NJ 2213</b>	33
65	120	31	<b>NUP 2213</b>	34
65	120	31	<b>22213</b>	45
65	120	31	<b>22213 K</b>	46
65	120	32,75	<b>32213</b>	43
65	120	38	<b>22213-2RS</b>	47
65	120	38	<b>22213-2RSK</b>	48
65	120	38,10	<b>3213 A</b>	18
65	120	38,10	<b>3213-ZZ</b>	20
65	120	38,10	<b>3213-2RS</b>	21
65	120	41	<b>33213</b>	43
65	120	49,50	<b>30213 J/DF</b>	44
65	140	31	<b>QJ 313 N2M</b>	22
65	140	33	<b>6313</b>	4
65	140	33	<b>6313-Z</b>	5
65	140	33	<b>6313-ZZ</b>	6
65	140	33	<b>6313-2RS</b>	7
65	140	33	<b>6313-RS</b>	8
65	140	33	<b>6313 N</b>	11
65	140	33	<b>6313 NR</b>	12
65	140	33	<b>6313-ZNR</b>	13
65	140	33	<b>6313-ZZNR</b>	14
65	140	33	<b>7313 B</b>	17
65	140	33	<b>1313 TN9</b>	23
65	140	33	<b>1313 KTN9</b>	24
65	140	33	<b>NU 313</b>	32
65	140	33	<b>NJ 313</b>	33
65	140	33	<b>NUP 313</b>	34
65	140	33	<b>N 313</b>	35
65	140	33	<b>21313</b>	45

Dimension (mm) Dimensioni (mm)			Designation Sigla	Fig.
d	D	B		
65	140	33	<b>21313 K</b>	46
65	140	36	<b>30313</b>	43
65	140	36	<b>31313</b>	43
65	140	45	<b>29413 M</b>	58
65	140	48	<b>62313-2RS</b>	7
65	140	48	<b>4313 ATN9</b>	15
65	140	48	<b>2313</b>	23
65	140	48	<b>2313 K</b>	24
65	140	48	<b>NU 2313</b>	32
65	140	48	<b>NJ 2313</b>	33
65	140	48	<b>NUP 2313</b>	34
65	140	48	<b>22313</b>	45
65	140	48	<b>22313 K</b>	46
65	140	48	<b>22313 VA</b>	49
65	140	48	<b>22313 KVA</b>	50
65	140	51	<b>32313</b>	43
65	140	56	<b>51413 M</b>	51
65	140	58,70	<b>3313 A</b>	18
65	140	58,70	<b>3313-ZZ</b>	20
65	140	58,70	<b>3313-2RS</b>	21
65	140	72	<b>31313 J/DF</b>	44
65	140	79	<b>52316</b>	54
65	140	95	<b>54316</b>	55
65	160	37	<b>6413</b>	4
65	160	37	<b>6413 N</b>	11
65	160	37	<b>6413 NR</b>	12
65	160	37	<b>NU 413</b>	32
65	160	37	<b>NJ 413</b>	33
65	170	140	<b>54416M</b>	55
65,088	135,755	53,975	<b>6379/K6320</b>	43
66,675	112,712	30,162	<b>39590/39520</b>	43
66,675	119,985	32,75	<b>39590/39528</b>	43
69,85	112,712	25,40	<b>29675/29620/3</b>	43
69,85	127	36,512	<b>566/563</b>	43
70	90	10	<b>61814</b>	4
70	90	10	<b>61814-2RS</b>	7
70	90	10	<b>61814-2RZ</b>	9
70	95	18	<b>51114</b>	51
70	100	16	<b>61914</b>	4
70	100	16	<b>61914-2RS</b>	7
70	100	16	<b>61914-2RZ</b>	9
70	105	27	<b>51214</b>	51
70	105	32	<b>53214</b>	52
70	110	13	<b>16014</b>	4
70	110	20	<b>6014</b>	4
70	110	20	<b>6014-Z</b>	5
70	110	20	<b>6014-ZZ</b>	6
70	110	20	<b>6014-2RS</b>	7
70	110	20	<b>6014-RS</b>	8
70	110	20	<b>6014 N</b>	11
70	110	20	<b>6014 NR</b>	12
70	110	20	<b>NU 1014</b>	32
70	110	25	<b>32014</b>	43
70	110	30	<b>NN 3014 KTN/SP</b>	38
70	110	30	<b>NN 3014 TN/SP</b>	38
70	110	31	<b>33014</b>	43

Dimension (mm) Dimensioni (mm)			Designation Sigla	Fig.
d	D	B		
70	110	54	<b>SL045014-PP</b>	39
70	110	62	<b>33014/DF</b>	44
70	120	37	<b>33114</b>	43
70	125	24	<b>6214</b>	4
70	125	24	<b>6214-Z</b>	5
70	125	24	<b>6214-ZZ</b>	6
70	125	24	<b>6214-2RS</b>	7
70	125	24	<b>6214-RS</b>	8
70	125	24	<b>6214 N</b>	11
70	125	24	<b>6214 NR</b>	12
70	125	24	<b>6214-ZNR</b>	13
70	125	24	<b>6214-ZZNR</b>	14
70	125	24	<b>7214 B</b>	17
70	125	24	<b>QJ 214 N2M</b>	22
70	125	24	<b>1214 TN9</b>	23
70	125	24	<b>1214 KTN9</b>	24
70	125	24	<b>NU 214</b>	32
70	125	24	<b>NJ 214</b>	33
70	125	24	<b>NUP 214</b>	34
70	125	24	<b>N 214</b>	35
70	125	26,25	<b>30214</b>	43
70	125	31	<b>62214-2RS</b>	7
70	125	31	<b>4214 ATN9</b>	15
70	125	31	<b>2214</b>	23
70	125	31	<b>2214 K</b>	24
70	125	31	<b>2214-2RSTN9</b>	25
70	125	31	<b>NU 2214</b>	32
70	125	31	<b>NJ 2214</b>	33
70	125	31	<b>NUP 2214</b>	34
70	125	31	<b>22214</b>	45
70	125	31	<b>22214 K</b>	46
70	125	33,20	<b>32214</b>	43
70	125	38	<b>22214-2RS</b>	47
70	125	38	<b>22214-2RSK</b>	48
70	125	39,70	<b>3214 A</b>	18
70	125	39,70	<b>3214-ZZ</b>	20
70	125	39,70	<b>3214-2RS</b>	21
70	125	40	<b>51314</b>	51
70	125	42	<b>33214</b>	43
70	125	48	<b>53314</b>	52
70	125	55	<b>52217</b>	54
70	150	35	<b>6314</b>	4
70	150	35	<b>6314-Z</b>	5
70	150	35	<b>6314-ZZ</b>	6
70	150	35	<b>6314-2RS</b>	7
70	150	35	<b>6314 N</b>	11
70	150	35	<b>6314 NR</b>	12
70	150	35	<b>6314-ZNR</b>	13
70	150	35	<b>6314-ZZNR</b>	14
70	150	35	<b>7314 B</b>	17
70	150	35	<b>QJ 314 N2M</b>	22
70	150	35	<b>1314</b>	23
70	150	35	<b>1314 K</b>	24
70	150	35	<b>NU 314</b>	32
70	150	35	<b>NJ 314</b>	33
70	150	35	<b>NUP 314</b>	34

Dimension (mm) Dimensioni (mm)			Designation Sigla	Fig.
d	D	B		
70	150	35	<b>N 314</b>	35
70	150	35	<b>21314</b>	45
70	150	35	<b>21314 K</b>	46
70	150	38	<b>30314</b>	43
70	150	38	<b>31314</b>	43
70	150	48	<b>29414 M</b>	58
70	150	51	<b>62314-2RS</b>	7
70	150	51	<b>4314 ATN9</b>	15
70	150	51	<b>2314</b>	23
70	150	51	<b>2314 K</b>	24
70	150	51	<b>NU 2314</b>	32
70	150	51	<b>NJ 2314</b>	33
70	150	51	<b>NUP 2314</b>	34
70	150	51	<b>22314</b>	45
70	150	51	<b>22314 K</b>	46
70	150	51	<b>22314 VA</b>	49
70	150	51	<b>22314 KVA</b>	50
70	150	54	<b>32314</b>	43
70	150	60	<b>51414 M</b>	51
70	150	63,50	<b>3314 A</b>	18
70	150	63,50	<b>3314-ZZ</b>	20
70	150	63,50	<b>3314-2RS</b>	21
70	150	69	<b>53414 M</b>	52
70	150	76	<b>31314 J/DF</b>	44
70	150	96	<b>54317</b>	55
70	180	42	<b>6414</b>	4
70	180	42	<b>NU 414</b>	32
70	180	42	<b>NJ 414</b>	33
70,80	9,50		<b>HJ 211</b>	36
70,80	10		<b>HJ 2211</b>	36
71,20	13		<b>HJ 310</b>	36
71,438	117,475	30,162	<b>33281/33462</b>	43
71,80	13,50		<b>HJ 409</b>	36
72	95	9	<b>U 211</b>	53
72	95	9	<b>U 211</b>	56
72	100	11	<b>U 310</b>	53
72	100	11	<b>U 310</b>	56
72	105	12,50	<b>U 409</b>	56
73,025	112,712	25,40	<b>29685/2/29620/3</b>	43
73,025	117,475	30,162	<b>33287/33462</b>	43
75	95	10	<b>61815</b>	4
75	95	10	<b>61815-2RS</b>	7
75	95	10	<b>61815-2RZ</b>	9
75	100	19	<b>51115</b>	51
75	105	16	<b>61915</b>	4
75	105	16	<b>61915-2RS</b>	7
75	105	16	<b>61915-2RZ</b>	9
75	105	20	<b>32915</b>	43
75	105	38	<b>234915</b>	57
75	110	12	<b>16115</b>	4
75	110	27	<b>51215</b>	51
75	110	32	<b>53215</b>	52
75	115	13	<b>16015</b>	4
75	115	20	<b>6015</b>	4
75	115	20	<b>6015-Z</b>	5
75	115	20	<b>6015-ZZ</b>	6

Dimension (mm) Dimensioni (mm)			Designation Sigla	Fig.
d	D	B		
75	115	20	<b>6015-2RS</b>	7
75	115	20	<b>6015-RS</b>	8
75	115	20	<b>6015-2RZ</b>	9
75	115	20	<b>6015-RZ</b>	10
75	115	20	<b>6015 N</b>	11
75	115	20	<b>6015 NR</b>	12
75	115	20	<b>NU 1015</b>	32
75	115	25	<b>32015</b>	43
75	115	30	<b>NN 3015 KTN/SP</b>	38
75	115	30	<b>NN 3015 TN/SP</b>	38
75	115	31	<b>33015</b>	43
75	115	40	<b>24015</b>	45
75	115	40	<b>24015 K30</b>	46
75	115	48	<b>234415</b>	57
75	115	54	<b>SL045015-PP</b>	39
75	115	62	<b>33015/DF</b>	44
75	125	37	<b>33115</b>	43
75	125	74	<b>33115/DFC150</b>	44
75	130	25	<b>6215</b>	4
75	130	25	<b>6215-Z</b>	5
75	130	25	<b>6215-ZZ</b>	6
75	130	25	<b>6215-2RS</b>	7
75	130	25	<b>6215-RS</b>	8
75	130	25	<b>6215 N</b>	11
75	130	25	<b>6215 NR</b>	12
75	130	25	<b>7215 B</b>	17
75	130	25	<b>QJ 215 N2M</b>	22
75	130	25	<b>1215 TN9</b>	23
75	130	25	<b>1215 K</b>	24
75	130	25	<b>NU 215</b>	32
75	130	25	<b>NJ 215</b>	33
75	130	25	<b>NUP 215</b>	34
75	130	25	<b>N 215</b>	35
75	130	27,25	<b>30215</b>	43
75	130	31	<b>4215 ATN9</b>	15
75	130	31	<b>2215</b>	23
75	130	31	<b>2215 KTN9</b>	24
75	130	31	<b>NU 2215</b>	32
75	130	31	<b>NJ 2215</b>	33
75	130	31	<b>NUP 2215</b>	34
75	130	31	<b>22215</b>	45
75	130	31	<b>22215 K</b>	46
75	130	33,25	<b>32215</b>	43
75	130	38	<b>22215-2RS</b>	47
75	130	38	<b>22215-2RSK</b>	48
75	130	41	<b>33215</b>	43
75	130	41,30	<b>3215 A</b>	18
75	130	41,30	<b>3215-ZZ</b>	20
75	130	41,30	<b>3215-2RS</b>	21
75	130	54,50	<b>30215J/DF</b>	44
75	130	66,50	<b>32215J/DF</b>	44
75	135	44	<b>51315</b>	51
75	135	52	<b>53315</b>	52
75	135	62	<b>52218</b>	54
75	160	37	<b>6315</b>	4
75	160	37	<b>6315-Z</b>	5

Dimension (mm) Dimensioni (mm)			Designation Sigla	Fig.
d	D	B		
75	160	37	<b>6315-ZZ</b>	6
75	160	37	<b>6315-2RS</b>	7
75	160	37	<b>6315-RS</b>	8
75	160	37	<b>6315 N</b>	11
75	160	37	<b>6315 NR</b>	12
75	160	37	<b>7315 B</b>	17
75	160	37	<b>QJ 315 N2M</b>	22
75	160	37	<b>1315</b>	23
75	160	37	<b>1315 K</b>	24
75	160	37	<b>NU 315</b>	32
75	160	37	<b>NJ 315</b>	33
75	160	37	<b>NUP 315</b>	34
75	160	37	<b>N 315</b>	35
75	160	37	<b>21315</b>	45
75	160	37	<b>21315K</b>	46
75	160	40	<b>30315</b>	43
75	160	40	<b>31315</b>	43
75	160	51	<b>29415 M</b>	58
75	160	55	<b>4315 ATN9</b>	15
75	160	55	<b>2315</b>	23
75	160	55	<b>2315 K</b>	24
75	160	55	<b>NU 2315</b>	32
75	160	55	<b>NJ 2315</b>	33
75	160	55	<b>NUP 2315</b>	34
75	160	55	<b>22315</b>	45
75	160	55	<b>22315K</b>	46
75	160	55	<b>22315 VA</b>	49
75	160	55	<b>22315 KVA</b>	50
75	160	58	<b>32315</b>	43
75	160	64	<b>22315-2RS</b>	47
75	160	65	<b>51415 M</b>	51
75	160	68,30	<b>3315 A</b>	18
75	160	68,30	<b>3315-ZZ</b>	20
75	160	68,30	<b>3315-2RS</b>	21
75	160	75	<b>53415 M</b>	52
75	160	80	<b>31315 J/DF</b>	44
75	190	45	<b>6415</b>	4
75	190	45	<b>NU 415</b>	32
75	190	45	<b>NJ 415</b>	33
76,20	127	30,162	<b>42687/42620</b>	43
76,20	139,99	36,512	<b>575/572</b>	43
77,50	9		<b>HJ 2311</b>	36
77,50	9		<b>HJ 311</b>	36
77,50	10		<b>HJ 212</b>	36
77,50	10		<b>HJ 2212</b>	36
78	100	9	<b>U 212</b>	53
78,80	14,50		<b>HJ 410</b>	36
80	100	10	<b>61816</b>	4
80	100	10	<b>61816-2RS</b>	7
80	100	10	<b>61816-2RZ</b>	9
80	105	19	<b>51116</b>	51
80	110	11,50	<b>U 311</b>	53
80	110	16	<b>61916</b>	4
80	110	16	<b>61916-2RS</b>	7
80	110	16	<b>61916-2RZ</b>	9
80	110	38	<b>234916</b>	57

Dimension (mm) Dimensioni (mm)			Designation Sigla	Fig.
d	D	B		
80	115	14	<b>U 410</b>	53
80	115	14	<b>U 410</b>	56
80	115	28	<b>51216</b>	51
80	115	33	<b>53216</b>	52
80	125	14	<b>16016</b>	4
80	125	22	<b>6016</b>	4
80	125	22	<b>6016-Z</b>	5
80	125	22	<b>6016-ZZ</b>	6
80	125	22	<b>6016-2RS</b>	7
80	125	22	<b>6016-RS</b>	8
80	125	22	<b>6016 N</b>	11
80	125	22	<b>6016 NR</b>	12
80	125	22	<b>NU 1016</b>	32
80	125	22	<b>NJ 1016</b>	33
80	125	29	<b>32016</b>	43
80	125	34	<b>NN 3016 KTN/SP</b>	38
80	125	34	<b>NN 3016 TN/SP</b>	38
80	125	36	<b>33016</b>	43
80	125	54	<b>234416</b>	57
80	125	58	<b>32016 X/DFC165</b>	44
80	125	60	<b>SL045016-PP</b>	39
80	130	37	<b>33116</b>	43
80	140	26	<b>6216</b>	4
80	140	26	<b>6216-Z</b>	4
80	140	26	<b>6216-ZZ</b>	6
80	140	26	<b>6216-2RS</b>	8
80	140	26	<b>6216-RS</b>	8
80	140	26	<b>6216 N</b>	11
80	140	26	<b>6216 NR</b>	12
80	140	26	<b>QJ 216 N2M</b>	22
80	140	26	<b>1216 TN9</b>	23
80	140	26	<b>7216B</b>	23
80	140	26	<b>1216 K</b>	24
80	140	26	<b>NU 216</b>	32
80	140	26	<b>NJ 216</b>	33
80	140	26	<b>NUP 216</b>	34
80	140	26	<b>N 216</b>	35
80	140	28,25	<b>30216</b>	43
80	140	33	<b>4216 ATN9</b>	15
80	140	33	<b>2216</b>	23
80	140	33	<b>2216 KTN9</b>	24
80	140	33	<b>NU 2216</b>	32
80	140	33	<b>NJ 2216</b>	33
80	140	33	<b>NUP 2216</b>	34
80	140	33	<b>22216</b>	45
80	140	33	<b>22216 K</b>	46
80	140	35,25	<b>32216</b>	43
80	140	40	<b>22216-2RS</b>	47
80	140	40	<b>22216-2RSK</b>	48
80	140	44	<b>51316</b>	51
80	140	44,40	<b>3216 A</b>	18
80	140	44,40	<b>3216-ZZ</b>	20
80	140	44,40	<b>3216-2RS</b>	21
80	140	46	<b>33216</b>	43
80	140	52	<b>53316</b>	52
80	140	70,50	<b>32216 J/DF</b>	44

Dimension (mm) Dimensioni (mm)			Designation Sigla	Fig.
d	D	B		
80	170	39	<b>6316</b>	4
80	170	39	<b>6316-Z</b>	5
80	170	39	<b>6316-ZZ</b>	6
80	170	39	<b>6316-2RS</b>	7
80	170	39	<b>6316-RS</b>	8
80	170	39	<b>7316 B</b>	17
80	170	39	<b>QJ 316 N2M</b>	22
80	170	39	<b>1316</b>	23
80	170	39	<b>1316 K</b>	24
80	170	39	<b>NU 316</b>	32
80	170	39	<b>NJ 316</b>	33
80	170	39	<b>NUP 316</b>	34
80	170	39	<b>N 316</b>	35
80	170	39	<b>21316</b>	45
80	170	39	<b>21316 K</b>	46
80	170	42,50	<b>30316</b>	43
80	170	42,50	<b>31316</b>	43
80	170	54	<b>29416 M</b>	58
80	170	58	<b>2316</b>	23
80	170	58	<b>2316 K</b>	24
80	170	58	<b>NU 2316</b>	32
80	170	58	<b>NJ 2316</b>	33
80	170	58	<b>NUP 2316</b>	34
80	170	58	<b>22316</b>	45
80	170	58	<b>22316 K</b>	46
80	170	58	<b>22316 VA</b>	49
80	170	58	<b>22316 KVA</b>	50
80	170	61,50	<b>32316</b>	43
80	170	68	<b>51416 M</b>	51
80	170	68,30	<b>3316 A</b>	18
80	170	68,30	<b>3316 D</b>	19
80	170	68,30	<b>3316-ZZ</b>	20
80	170	68,30	<b>3316-2RS</b>	21
80	170	85	<b>31316J1/DF</b>	44
80	200	48	<b>6416</b>	4
80	200	48	<b>NU 416</b>	32
80	200	48	<b>NJ 416</b>	33
80	210	176	<b>54420 M</b>	55
82	105	9	<b>U 213</b>	53
82,55	139,992	36,512	<b>580/572</b>	43
82,55	146,05	41,275	<b>663/653</b>	43
84	10		<b>HJ 1014</b>	36
84,30	14,50		<b>HJ 312</b>	36
84,30	16		<b>HJ 2312</b>	36
84,40	10		<b>HJ 213</b>	36
84,40	10,50		<b>HJ 2213</b>	36
85	110	13	<b>61817</b>	4
85	110	13	<b>61817-2RS</b>	7
85	110	13	<b>61817-2RZ</b>	9
85	110	19	<b>51117</b>	51
85	115	11,50	<b>U 312</b>	53
85	115	11,50	<b>U 312</b>	56
85	120	18	<b>61917</b>	4
85	125	31	<b>51217</b>	51
85	125	37	<b>53217</b>	52
85	130	14	<b>16017</b>	4

Dimension (mm) Dimensioni (mm)			Designation Sigla	Fig.
d	D	B		
85	130	22	<b>6017</b>	4
85	130	22	<b>6017-Z</b>	5
85	130	22	<b>6017-ZZ</b>	6
85	130	22	<b>6017-2RS</b>	7
85	130	22	<b>6017-RS</b>	8
85	130	22	<b>6017 N</b>	11
85	130	22	<b>6017 NR</b>	12
85	130	22	<b>NU 1017</b>	32
85	130	29	<b>32017</b>	43
85	130	34	<b>NN 3017 KTN9/SP</b>	38
85	130	34	<b>NN 3017 TN9/SP</b>	38
85	130	36	<b>33017</b>	43
85	130	54	<b>234417</b>	57
85	130	58	<b>32017 X/DF</b>	44
85	130	60	<b>SL045017-PP</b>	39
85	130	72	<b>33017/DFC240</b>	44
85	140	41	<b>33117</b>	43
85	150	28	<b>6217</b>	4
85	150	28	<b>6217-Z</b>	5
85	150	28	<b>6217-ZZ</b>	6
85	150	28	<b>6217-2RS</b>	7
85	150	28	<b>6217-RS</b>	8
85	150	28	<b>6217 N</b>	11
85	150	28	<b>6217 NR</b>	12
85	150	28	<b>7217 B</b>	17
85	150	28	<b>QJ 217 N2M</b>	22
85	150	28	<b>1217 TN9</b>	23
85	150	28	<b>1217 K</b>	24
85	150	28	<b>NU 217</b>	32
85	150	28	<b>NJ 217</b>	33
85	150	28	<b>NUP 217</b>	34
85	150	28	<b>N 217</b>	35
85	150	30,50	<b>30217</b>	43
85	150	36	<b>4217 ATN9</b>	15
85	150	36	<b>2217</b>	23
85	150	36	<b>2217 K</b>	24
85	150	36	<b>NU 2217</b>	32
85	150	36	<b>NJ 2217</b>	33
85	150	36	<b>NUP 2217</b>	34
85	150	36	<b>22217</b>	45
85	150	36	<b>22217 K</b>	46
85	150	38,50	<b>32217</b>	43
85	150	39	<b>29317 M</b>	58
85	150	44	<b>22217-2RS</b>	47
85	150	44	<b>22217-2RSK</b>	48
85	150	49	<b>33217</b>	43
85	150	49	<b>51317</b>	51
85	150	49,20	<b>3217 A</b>	18
85	150	49,20	<b>3217-ZZ</b>	20
85	150	49,20	<b>3217-2RS</b>	21
85	150	54	<b>234917</b>	57
85	150	58	<b>53317</b>	52
85	150	61	<b>30217 J/DF</b>	44
85	150	67	<b>52220</b>	54
85	150	77	<b>32217 J/DF</b>	44
85	150	98	<b>33217/DF</b>	44

Dimension (mm) Dimensioni (mm)			Designation Sigla	Fig.
d	D	B		
85	170	97	<b>52320</b>	54
85	180	41	<b>6317</b>	4
85	180	41	<b>6317-Z</b>	5
85	180	41	<b>6317-ZZ</b>	6
85	180	41	<b>6317-2RS</b>	7
85	180	41	<b>6317-RS</b>	8
85	180	41	<b>7317 B</b>	17
85	180	41	<b>QJ 317 N2M</b>	22
85	180	41	<b>1317</b>	23
85	180	41	<b>1317 K</b>	24
85	180	41	<b>NU 317</b>	32
85	180	41	<b>NJ 317</b>	33
85	180	41	<b>NUP 317</b>	34
85	180	41	<b>N 317</b>	35
85	180	41	<b>21317</b>	45
85	180	41	<b>21317 K</b>	46
85	180	44,50	<b>30317</b>	43
85	180	44,50	<b>31317</b>	43
85	180	58	<b>29417 M</b>	58
85	180	60	<b>2317 K</b>	24
85	180	60	<b>NU 2317</b>	32
85	180	60	<b>NJ 2317</b>	33
85	180	60	<b>NUP 2317</b>	34
85	180	60	<b>22317</b>	45
85	180	60	<b>22317 K</b>	46
85	180	60	<b>22317 VA</b>	49
85	180	60	<b>22317 KVA</b>	50
85	180	63,50	<b>32317</b>	43
85	180	72	<b>51417 M</b>	51
85	180	73	<b>3317 A</b>	18
85	180	73	<b>3317 A</b>	18
85	180	89	<b>31317 J/DF</b>	44
85	210	52	<b>6417</b>	4
85	210	52	<b>NU 417</b>	32
85	210	52	<b>NJ 417</b>	33
86	180	80	<b>2317</b>	23
88	110	9	<b>U 214</b>	53
88	125	15,50	<b>U 411</b>	53
88,90	152,40	39,688	<b>593/592 A</b>	43
89,40	11		<b>HJ 214</b>	36
89,40	11,50		<b>HJ 2214</b>	36
90	115	13	<b>61818</b>	4
90	115	13	<b>61818-2RS</b>	7
90	115	13	<b>61818-2RZ</b>	9
90	120	12,50	<b>U 313</b>	53
90	120	22	<b>51118</b>	51
90	125	18	<b>61918</b>	4
90	125	44	<b>234918</b>	57
90	135	35	<b>51218</b>	51
90	135	42	<b>53218</b>	52
90	140	16	<b>16018</b>	4
90	140	24	<b>6018</b>	4
90	140	24	<b>6018-Z</b>	5
90	140	24	<b>6018-ZZ</b>	6
90	140	24	<b>6018-2RS</b>	7
90	140	24	<b>6018-RS</b>	8

Dimension (mm) Dimensioni (mm)			Designation Sigla	Fig.
d	D	B		
90	140	24	<b>6018 N</b>	11
90	140	24	<b>6018 NR</b>	12
90	140	24	<b>NU 1018</b>	32
90	140	32	<b>32018</b>	43
90	140	37	<b>NN 3018 KTN9/SP</b>	38
90	140	37	<b>NN 3018 TN9/SP</b>	38
90	140	39	<b>33018</b>	43
90	140	60	<b>234418</b>	57
90	140	64	<b>32018 X/DF</b>	44
90	140	67	<b>SL045018-PP</b>	39
90	140	70	<b>FC 182870</b>	40
90	140	78	<b>33018/DFC150</b>	44
90	150	45	<b>33118</b>	43
90	155	39	<b>29318 M</b>	58
90	155	50	<b>51318</b>	51
90	155	59	<b>53318</b>	52
90	160	30	<b>6218</b>	4
90	160	30	<b>6218-Z</b>	5
90	160	30	<b>6218-ZZ</b>	6
90	160	30	<b>6218-2RS</b>	7
90	160	30	<b>6218-RS</b>	8
90	160	30	<b>6218 N</b>	11
90	160	30	<b>6218 NR</b>	12
90	160	30	<b>7218 B</b>	17
90	160	30	<b>QJ 218 N2M</b>	22
90	160	30	<b>1218 TN9</b>	23
90	160	30	<b>1218 K</b>	24
90	160	30	<b>NU 218</b>	32
90	160	30	<b>NJ 218</b>	33
90	160	30	<b>NUP 218</b>	34
90	160	30	<b>N 218</b>	35
90	160	32,50	<b>30218</b>	43
90	160	40	<b>4218 ATN9</b>	15
90	160	40	<b>2218</b>	23
90	160	40	<b>2218 K</b>	24
90	160	40	<b>NU 2218</b>	32
90	160	40	<b>NJ 2218</b>	33
90	160	40	<b>NUP 2218</b>	34
90	160	40	<b>22218</b>	45
90	160	40	<b>22218 K</b>	46
90	160	42,50	<b>32218</b>	43
90	160	48	<b>22218-2RS</b>	47
90	160	48	<b>22218-2RSK</b>	48
90	160	52,40	<b>3218 A</b>	18
90	160	52,40	<b>3218-ZZ</b>	20
90	160	52,40	<b>3218-2RS</b>	21
90	160	52,40	<b>23218</b>	45
90	160	52,40	<b>23218 K</b>	46
90	160	65	<b>30218 J/DF</b>	44
90	160	85	<b>32218 J/DF</b>	44
90	180	41	<b>NUP 318</b>	34
90	190	43	<b>6318</b>	4
90	190	43	<b>6318-Z</b>	5
90	190	43	<b>6318-ZZ</b>	6
90	190	43	<b>6318-2RS</b>	7
90	190	43	<b>6318-RS</b>	8

Dimension (mm) Dimensioni (mm)			Designation Sigla	Fig.
d	D	B		
90	190	43	<b>7318 B</b>	17
90	190	43	<b>QJ 318 N2M</b>	22
90	190	43	<b>NU 318</b>	32
90	190	43	<b>NJ 318</b>	33
90	190	43	<b>N 318</b>	35
90	190	43	<b>21318</b>	45
90	190	43	<b>21318 K</b>	46
90	190	45	<b>1318</b>	23
90	190	45	<b>1318 K</b>	24
90	190	46,50	<b>30318</b>	43
90	190	46,50	<b>31318</b>	43
90	190	60	<b>29418 M</b>	58
90	190	64	<b>2318</b>	23
90	190	64	<b>2318 K</b>	24
90	190	64	<b>NU 2318</b>	32
90	190	64	<b>NJ 2318</b>	33
90	190	64	<b>NUP 2318</b>	34
90	190	64	<b>22318</b>	45
90	190	64	<b>22318 K</b>	46
90	190	64	<b>22318 VA</b>	49
90	190	64	<b>22318 KVA</b>	50
90	190	67,50	<b>32318</b>	43
90	190	73	<b>3318 A</b>	18
90	190	73	<b>3318 D</b>	19
90	190	77	<b>51418 M</b>	51
90	190	88	<b>53418M</b>	52
90	190	93	<b>31318 J/DF</b>	44
90	225	54	<b>6418</b>	4
90	225	54	<b>NU 418</b>	32
90,50	15,50		<b>HJ 313</b>	36
90,50	18		<b>HJ 2313</b>	36
92	115	9,50	<b>U 215</b>	53
92,075	152,40	39,688	<b>598/592 A</b>	43
94,30	11		<b>HJ 215</b>	36
95	120	13	<b>61819</b>	4
95	120	13	<b>61819-2RS</b>	7
95	120	13	<b>61819-2RZ</b>	9
95	130	18	<b>61919</b>	4
95	130	18	<b>61919-2RS</b>	7
95	130	44	<b>234919</b>	57
95	135	16	<b>U 412</b>	53
95	145	16	<b>16019</b>	4
95	145	24	<b>6019</b>	4
95	145	24	<b>6019-Z</b>	5
95	145	24	<b>6019-ZZ</b>	6
95	145	24	<b>6019-2RS</b>	7
95	145	24	<b>6019-RS</b>	8
95	145	24	<b>NU 1019</b>	32
95	145	32	<b>32019</b>	43
95	145	37	<b>NN 3019 KTN9/SP</b>	38
95	145	37	<b>NN 3019 TN9/SP</b>	38
95	145	39	<b>33019</b>	43
95	145	60	<b>234419</b>	57
95	145	67	<b>SL045019-PP</b>	39
95	145	78	<b>33019/DF</b>	44
95	160	67	<b>52222</b>	54

Dimension (mm) Dimensioni (mm)			Designation Sigla	Fig.
d	D	B		
95	170	32	<b>6219</b>	4
95	170	32	<b>6219-Z</b>	5
95	170	32	<b>6219-ZZ</b>	6
95	170	32	<b>6219-2RS</b>	7
95	170	32	<b>6219-RS</b>	8
95	170	32	<b>6219 N</b>	11
95	170	32	<b>6219 NR</b>	12
95	170	32	<b>7219 B</b>	17
95	170	32	<b>QJ 219 N2 M</b>	22
95	170	32	<b>1219 TN9</b>	23
95	170	32	<b>1219 K</b>	24
95	170	32	<b>NU 219</b>	32
95	170	32	<b>NJ 219</b>	33
95	170	32	<b>NUP 219</b>	34
95	170	32	<b>N 219</b>	35
95	170	35,50	<b>30219</b>	43
95	170	43	<b>2219</b>	23
95	170	43	<b>2219 M</b>	23
95	170	43	<b>2219 K</b>	24
95	170	43	<b>NU 2219</b>	32
95	170	43	<b>NJ 2219</b>	33
95	170	43	<b>NUP 2219</b>	34
95	170	43	<b>22219</b>	45
95	170	43	<b>22219 K</b>	46
95	170	45,50	<b>32219</b>	43
95	170	55,60	<b>3219 A</b>	18
95	170	55,60	<b>3219-ZZ</b>	20
95	170	55,60	<b>3219-2RS</b>	21
95	170	91	<b>32219 J/DF</b>	44
95	200	45	<b>6319</b>	4
95	200	45	<b>6319-Z</b>	5
95	200	45	<b>6319-ZZ</b>	6
95	200	45	<b>6319-2RS</b>	7
95	200	45	<b>6319-RS</b>	8
95	200	45	<b>7319 B</b>	17
95	200	45	<b>QJ 319 N2 M</b>	22
95	200	45	<b>1319</b>	23
95	200	45	<b>1319 K</b>	24
95	200	45	<b>NU 319</b>	32
95	200	45	<b>NJ 319</b>	33
95	200	45	<b>NUP 319</b>	34
95	200	45	<b>N 319</b>	35
95	200	45	<b>21319</b>	45
95	200	45	<b>21319 K</b>	46
95	200	49,50	<b>30319</b>	43
95	200	49,50	<b>31319</b>	43
95	200	67	<b>2319</b>	23
95	200	67	<b>NU 2319</b>	32
95	200	67	<b>NJ 2319</b>	33
95	200	67	<b>NUP 2319</b>	34
95	200	67	<b>22319</b>	45
95	200	67	<b>22319 K</b>	46
95	200	67	<b>22319 VA</b>	49
95	200	67	<b>22319 KVA</b>	50
95	200	71,50	<b>32319</b>	43
95	200	77,80	<b>3319 A</b>	18

Dimension (mm) Dimensioni (mm)			Designation Sigla	Fig.
d	D	B		
95	200	77,80	<b>3319 D</b>	19
95	200	99	<b>31319 J/DF</b>	44
95	240	55	<b>NU 419</b>	32
95,25	146,05	33,34	<b>47896/47820</b>	43
95,25	152,40	39,688	<b>594/592 A</b>	43
97,30	15,50		<b>HJ 314</b>	36
97,30	18,50		<b>HJ 2314</b>	36
98	120	10	<b>U 216</b>	53
98	130	13	<b>U 314</b>	53
98,50	18		<b>HJ 413</b>	36
100	125	13	<b>61820</b>	4
100	125	13	<b>61820-2RS</b>	7
100	125	13	<b>61820-2RZ</b>	9
100	135	25	<b>51120</b>	51
100	140	20	<b>61920</b>	4
100	140	25	<b>32920</b>	43
100	140	40	<b>NNU 4920 K/SPW33</b>	37
100	140	40	<b>NNU 4920 SPW33</b>	37
100	140	48	<b>234920</b>	57
100	140	70	<b>FC 202870</b>	40
100	140	104	<b>FC 2028104</b>	40
100	150	16	<b>16020</b>	4
100	150	24	<b>6020</b>	4
100	150	24	<b>6020-Z</b>	5
100	150	24	<b>6020-ZZ</b>	6
100	150	24	<b>6020-2RS</b>	7
100	150	24	<b>6020-RS</b>	8
100	150	24	<b>6020 N</b>	11
100	150	24	<b>6020 NR</b>	12
100	150	24	<b>NU 1020</b>	32
100	150	32	<b>32020</b>	43
100	150	37	<b>NN 3020 KTN9/SP</b>	38
100	150	37	<b>NN 3020 TN9/SP</b>	38
100	150	38	<b>51220</b>	51
100	150	39	<b>33020</b>	43
100	150	45	<b>53220</b>	52
100	150	50	<b>24020</b>	45
100	150	50	<b>24020 K30</b>	46
100	150	60	<b>234420</b>	57
100	150	64	<b>32020 X/DF</b>	44
100	150	67	<b>SL045020-PP</b>	39
100	150	106	<b>FC 2030106</b>	40
100	165	52	<b>23120</b>	45
100	165	52	<b>23120 K</b>	46
100	165	65	<b>24120</b>	45
100	165	65	<b>24120 K30</b>	46
100	170	42	<b>29320 M</b>	58
100	170	55	<b>51320</b>	51
100	170	64	<b>53320</b>	52
100	170	68	<b>52224</b>	54
100	180	34	<b>6220</b>	4
100	180	34	<b>6220-Z</b>	5
100	180	34	<b>6220-ZZ</b>	6
100	180	34	<b>6220-2RS</b>	7
100	180	34	<b>6220-RS</b>	8
100	180	34	<b>6220 N</b>	11

Dimension (mm) Dimensioni (mm)			Designation Sigla	Fig.
d	D	B		
100	180	34	<b>6220 NR</b>	12
100	180	34	<b>7220 B</b>	17
100	180	34	<b>QJ 220 N2M</b>	22
100	180	34	<b>1220 TN9</b>	23
100	180	34	<b>1220 K</b>	24
100	180	34	<b>NU 220</b>	32
100	180	34	<b>NJ 220</b>	33
100	180	34	<b>NUP 220</b>	34
100	180	34	<b>N 220</b>	35
100	180	37	<b>30220</b>	43
100	180	46	<b>4220 ATN9</b>	15
100	180	46	<b>2220</b>	23
100	180	46	<b>2220 M</b>	23
100	180	46	<b>2220 K</b>	24
100	180	46	<b>NU 2220</b>	32
100	180	46	<b>NJ 2220</b>	33
100	180	46	<b>NUP 2220</b>	34
100	180	46	<b>22220</b>	45
100	180	46	<b>22220 K</b>	46
100	180	49	<b>32220</b>	43
100	180	55	<b>22220-2RS</b>	47
100	180	58	<b>33220</b>	43
100	180	60,30	<b>3220 A</b>	18
100	180	60,30	<b>3220 D</b>	19
100	180	60,30	<b>3220-ZZ</b>	20
100	180	60,30	<b>3220-2RS</b>	21
100	180	60,30	<b>23220</b>	45
100	180	60,30	<b>23220 K</b>	46
100	180	74	<b>30220 J/DF</b>	44
100	180	98	<b>32220 J/DF</b>	44
100	210	67	<b>29420 M</b>	58
100	210	85	<b>51420 M</b>	51
100	210	98	<b>53420 M</b>	52
100	215	47	<b>6320</b>	4
100	215	47	<b>6320-Z</b>	5
100	215	47	<b>6320-ZZ</b>	6
100	215	47	<b>6320-2RS</b>	7
100	215	47	<b>6320-RS</b>	8
100	215	47	<b>7320 B</b>	17
100	215	47	<b>QJ 320 N2M</b>	22
100	215	47	<b>1320 K</b>	24
100	215	47	<b>NU 320</b>	32
100	215	47	<b>NJ 320</b>	33
100	215	47	<b>NUP 320</b>	34
100	215	47	<b>N 320</b>	35
100	215	47	<b>21320</b>	45
100	215	47	<b>21320 K</b>	46
100	215	51,70	<b>30320</b>	43
100	215	52	<b>1320</b>	23
100	215	56,50	<b>31320</b>	43
100	215	73	<b>2320</b>	23
100	215	73	<b>2320 K</b>	24
100	215	73	<b>NU 2320</b>	32
100	215	73	<b>NJ 2320</b>	33
100	215	73	<b>NUP 2320</b>	34
100	215	73	<b>22320</b>	45

Dimension (mm) Dimensioni (mm)			Designation Sigla	Fig.
d	D	B		
100	215	73	<b>22320 K</b>	46
100	215	73	<b>22320 VA</b>	49
100	215	73	<b>22320 KVA</b>	50
100	215	77,50	<b>32320</b>	43
100	215	82,60	<b>3320 A</b>	18
100	215	82,60	<b>3320</b>	19
100	215	82,60	<b>3320 D</b>	19
100	215	103	<b>30320J/DFC400</b>	44
100	215	113	<b>31320 XJ/DF</b>	44
100	250	58	<b>NU 420</b>	32
101	12,50		<b>HJ 216</b>	36
101	12,50		<b>HJ 2216</b>	36
101,60	168,275	41,275	<b>687/672</b>	43
104	16,50		<b>HJ 315</b>	36
104	19,50		<b>HJ 2315</b>	36
105	130	11	<b>U 217</b>	53
105	130	13	<b>61821</b>	4
105	130	13	<b>61821-2RS</b>	7
105	130	13	<b>61821-2RZ</b>	9
105	140	15	<b>U 315</b>	53
105	145	20	<b>61921</b>	4
105	145	40	<b>NNU 4921 K/SPW33</b>	37
105	145	40	<b>NNU 4921 SPW33</b>	37
105	145	48	<b>234921</b>	57
105	160	18	<b>16021</b>	4
105	160	26	<b>6021</b>	4
105	160	26	<b>6021-Z</b>	5
105	160	26	<b>6021-ZZ</b>	6
105	160	26	<b>6021-2RS</b>	7
105	160	26	<b>6021-RS</b>	8
105	160	26	<b>6021 N</b>	11
105	160	26	<b>6021 NR</b>	12
105	160	26	<b>NU 1021</b>	32
105	160	35	<b>32021</b>	43
105	160	41	<b>NN 3021 KTN9/SP</b>	38
105	160	41	<b>NN 3021 TN9/SP</b>	38
105	160	43	<b>33021</b>	43
105	160	66	<b>234421</b>	57
105	160	70	<b>32021 X/DF</b>	44
105	175	69	<b>NNU 4121 K30M/W33</b>	37
105	175	69	<b>NNU 4121 M/W33</b>	37
105	190	36	<b>6221</b>	4
105	190	36	<b>6221-Z</b>	5
105	190	36	<b>6221-ZZ</b>	6
105	190	36	<b>6221-2RS</b>	7
105	190	36	<b>6221-RS</b>	8
105	190	36	<b>7221 B</b>	17
105	190	36	<b>1221 TN9</b>	23
105	190	36	<b>NU 221</b>	32
105	190	36	<b>NJ 221</b>	33
105	190	36	<b>NUP 221</b>	34
105	190	36	<b>N 221</b>	35
105	190	39	<b>30221</b>	43
105	190	53	<b>32221</b>	43
105	190	65,10	<b>3221</b>	19
105	225	49	<b>6321</b>	4

Dimension (mm) Dimensioni (mm)			Designation Sigla	Fig.
d	D	B		
105	225	49	<b>6321-Z</b>	5
105	225	49	<b>6321-ZZ</b>	6
105	225	49	<b>7321 B</b>	17
105	225	49	<b>NU 321</b>	32
105	225	49	<b>NJ 321</b>	33
105	225	49	<b>N 321</b>	35
105	225	81,50	<b>32321</b>	43
105	260	60	<b>NU 421</b>	32
107	12,50		<b>HJ 217</b>	36
110	17		<b>HJ 316</b>	36
110	20		<b>HJ 2316</b>	36
110	20		<b>HJ 414</b>	36
110	140	13,50	<b>U 218</b>	53
110	140	16	<b>61822</b>	4
110	140	16	<b>61822-2RS</b>	7
110	140	16	<b>61822-2RZ</b>	9
110	145	15	<b>U 316</b>	53
110	145	18	<b>U 316</b>	56
110	145	25	<b>51122</b>	51
110	150	20	<b>61922</b>	4
110	150	25	<b>32922</b>	43
110	150	40	<b>NNU 4922 K/SPW33</b>	37
110	150	40	<b>NNU 4922 SPW33</b>	37
110	150	48	<b>234922</b>	57
110	155	19,50	<b>U 414</b>	53
110	160	38	<b>51222</b>	51
110	160	45	<b>53222</b>	52
110	170	19	<b>16022</b>	4
110	170	28	<b>6022</b>	4
110	170	28	<b>6022-Z</b>	5
110	170	28	<b>6022-ZZ</b>	6
110	170	28	<b>6022-2RS</b>	7
110	170	28	<b>6022-RS</b>	8
110	170	28	<b>6022 N</b>	11
110	170	28	<b>6022 NR</b>	12
110	170	28	<b>QJ 1022</b>	22
110	170	28	<b>NU 1022</b>	32
110	170	38	<b>32022</b>	43
110	170	45	<b>NN 3022 KTN9/SP</b>	38
110	170	45	<b>NN 3022 TN9/SP</b>	38
110	170	45	<b>23022</b>	45
110	170	45	<b>23022 K</b>	46
110	170	45	<b>23022-2RS</b>	47
110	170	47	<b>33022</b>	43
110	170	60	<b>24022</b>	45
110	170	60	<b>24022 K30</b>	46
110	170	72	<b>234422</b>	57
110	170	76	<b>32022 X/DF</b>	44
110	170	80	<b>SL045022-PP</b>	39
110	170	120	<b>FC 2234120</b>	40
110	180	56	<b>33122</b>	43
110	180	56	<b>23122</b>	45
110	180	56	<b>23122 K</b>	46
110	180	56	<b>23122-2RS</b>	47
110	180	69	<b>NNU 4122 K30M/W33</b>	37
110	180	69	<b>NNU 4122 M/W33</b>	37

Dimension (mm) Dimensioni (mm)			Designation Sigla	Fig.
d	D	B		
110	180	69	<b>24122</b>	45
110	180	69	<b>24122 K30</b>	46
110	180	69	<b>24122-2RS</b>	47
110	180	112	<b>33122/DF</b>	44
110	190	48	<b>29322 M</b>	58
110	190	63	<b>51322</b>	51
110	190	72	<b>53322 M</b>	52
110	190	80	<b>52226</b>	54
110	200	38	<b>6222</b>	4
110	200	38	<b>6222-Z</b>	5
110	200	38	<b>6222-ZZ</b>	6
110	200	38	<b>7222 B</b>	17
110	200	38	<b>QJ 222 N2M</b>	22
110	200	38	<b>1222 TN9</b>	23
110	200	38	<b>1222 K</b>	24
110	200	38	<b>NU 222</b>	32
110	200	38	<b>NJ 222</b>	33
110	200	38	<b>NUP 222</b>	34
110	200	38	<b>N 222</b>	35
110	200	41	<b>30222</b>	43
110	200	50	<b>6322</b>	4
110	200	50	<b>7322 B</b>	17
110	200	50	<b>QJ 322 N2M</b>	22
110	200	50	<b>NU 322</b>	32
110	200	50	<b>NJ 322</b>	33
110	200	50	<b>N 322</b>	35
110	200	50	<b>21322</b>	45
110	200	53	<b>2222</b>	23
110	200	53	<b>2222 M</b>	23
110	200	53	<b>2222 KM</b>	24
110	200	53	<b>NU 2222</b>	32
110	200	53	<b>NJ 2222</b>	33
110	200	53	<b>NUP 2222</b>	34
110	200	53	<b>22222</b>	45
110	200	53	<b>22222 K</b>	46
110	200	54,50	<b>30322</b>	43
110	200	56	<b>32222</b>	43
110	200	63	<b>22222-2RS</b>	47
110	200	69,80	<b>3222 A</b>	18
110	200	69,80	<b>23222</b>	45
110	200	69,80	<b>23222 K</b>	46
110	200	73	<b>29422 M</b>	58
110	200	82	<b>30222 J/DF</b>	44
110	200	112	<b>32222 J/DF</b>	44
110	230	95	<b>51422 M</b>	51
110	240	50	<b>1322 M</b>	23
110	240	50	<b>1322 KM</b>	24
110	240	50	<b>NUP 322</b>	34
110	240	63	<b>31322</b>	43
110	240	80	<b>NU 2322</b>	32
110	240	80	<b>NJ 2322</b>	33
110	240	80	<b>NUP 2322</b>	34
110	240	80	<b>22322</b>	45
110	240	80	<b>22322 K</b>	46
110	240	80	<b>22322 VA</b>	49
110	240	80	<b>22322 KVA</b>	50

Dimension (mm) Dimensioni (mm)			Designation Sigla	Fig.
d	D	B		
110	240	84,50	<b>32322</b>	43
110	240	92,10	<b>3322 A</b>	18
110	240	92,10	<b>3322 D</b>	19
110	240	126	<b>31322 XJ/DF</b>	44
110	280	65	<b>NU 422</b>	32
110	280	65	<b>NJ 422</b>	33
114	14		<b>HJ 218</b>	36
114	15		<b>HJ 2218</b>	36
114,30	177,80	41,275	<b>64450/64700</b>	43
114,30	180,975	34,925	<b>68450/68712</b>	43
115	155	17,50	<b>U 317</b>	53
115	155	17,50	<b>U 317</b>	56
115	165	21	<b>U 415</b>	53
116	21,50		<b>HJ 415</b>	36
117	18,50		<b>HJ 317</b>	36
117	22		<b>HJ 2317</b>	36
120	14		<b>HJ 219</b>	36
120	150	16	<b>61824</b>	4
120	150	16	<b>61824-2RS</b>	7
120	150	16	<b>61824-2RZ</b>	9
120	155	25	<b>51124</b>	51
120	160	18	<b>U 318</b>	53
120	165	22	<b>61924</b>	4
120	165	29	<b>32924</b>	43
120	165	45	<b>NNU 4924 K/SPW33</b>	37
120	165	45	<b>NNU 4924 SPW33</b>	37
120	165	54	<b>234924</b>	57
120	170	39	<b>51224</b>	51
120	170	46	<b>53224</b>	52
120	180	19	<b>16024</b>	4
120	180	28	<b>6024</b>	4
120	180	28	<b>6024-Z</b>	5
120	180	28	<b>6024-ZZ</b>	6
120	180	28	<b>6024-2RS</b>	7
120	180	28	<b>6024-RS</b>	8
120	180	28	<b>6024 N</b>	11
120	180	28	<b>6024 NR</b>	12
120	180	28	<b>7024 B</b>	17
120	180	28	<b>NU 1024</b>	32
120	180	38	<b>32024</b>	43
120	180	46	<b>NN 3024 KTN9/SP</b>	38
120	180	46	<b>NN 3024 TN9/SP</b>	38
120	180	46	<b>23024</b>	45
120	180	46	<b>23024 K</b>	46
120	180	46	<b>23024-2RS</b>	47
120	180	48	<b>33024</b>	43
120	180	60	<b>24024</b>	45
120	180	60	<b>24024 K30</b>	46
120	180	60	<b>24024-2RS</b>	47
120	180	72	<b>234424</b>	57
120	180	76	<b>32024 X/DF</b>	44
120	180	80	<b>SL045024-PP</b>	39
120	180	96	<b>33024/DFC250</b>	44
120	180	105	<b>FC 2436105</b>	40
120	200	62	<b>23124</b>	45
120	200	62	<b>23124 K</b>	46

Dimension (mm) Dimensioni (mm)			Designation Sigla	Fig.
d	D	B		
120	200	80	<b>NNU 4124 K30M/W33</b>	37
120	200	80	<b>NNU 4124 M/W33</b>	37
120	200	80	<b>24124</b>	45
120	200	80	<b>24124 K30</b>	46
120	200	80	<b>24124-2RS</b>	47
120	200	81	<b>52228</b>	54
120	210	54	<b>29324 M</b>	58
120	210	70	<b>51324 M</b>	51
120	210	80	<b>53324 M</b>	52
120	215	40	<b>6224</b>	4
120	215	40	<b>6224-Z</b>	5
120	215	40	<b>6224-ZZ</b>	6
120	215	40	<b>7224 B</b>	17
120	215	40	<b>QJ 224 N2M</b>	22
120	215	40	<b>NU 224</b>	32
120	215	40	<b>NJ 224</b>	33
120	215	40	<b>NUP 224</b>	34
120	215	40	<b>N 224</b>	35
120	215	42	<b>1224 KM</b>	24
120	215	43,50	<b>30224</b>	43
120	215	45	<b>1224 M</b>	23
120	215	58	<b>NU 2224</b>	32
120	215	58	<b>NJ 2224</b>	33
120	215	58	<b>NUP 2224</b>	34
120	215	58	<b>22224</b>	45
120	215	58	<b>22224 K</b>	46
120	215	58	<b>23224 K</b>	46
120	215	61,50	<b>32224</b>	43
120	215	69	<b>22224-2RS</b>	47
120	215	76	<b>23224</b>	45
120	215	87	<b>30224J/DF</b>	44
120	215	123	<b>32224 J/DF</b>	44
120	250	78	<b>29424 M</b>	58
120	250	102	<b>51424 M</b>	51
120	260	55	<b>6324</b>	4
120	260	55	<b>7324 B</b>	17
120	260	55	<b>QJ 324 N2 M</b>	22
120	260	55	<b>NU 324</b>	32
120	260	55	<b>NJ 324</b>	33
120	260	55	<b>NUP 324</b>	34
120	260	55	<b>N 324</b>	35
120	260	59,50	<b>30324</b>	43
120	260	68	<b>31324</b>	43
120	260	86	<b>QJ 2324 N2</b>	22
120	260	86	<b>NU 2324</b>	32
120	260	86	<b>NJ 2324</b>	33
120	260	86	<b>NUP 2324</b>	34
120	260	86	<b>22324</b>	45
120	260	86	<b>22324 K</b>	46
120	260	86	<b>22324 VA</b>	49
120	260	86	<b>22324 KVA</b>	50
120	260	90,50	<b>32324</b>	43
120	260	106	<b>3324</b>	19
120	260	119	<b>30324J/DFC600</b>	44
120	260	136	<b>31324 XJ/DF</b>	44
120	310	72	<b>NU 424</b>	32

Dimension (mm) Dimensioni (mm)			Designation Sigla	Fig.
d	D	B		
122	22		HJ 416	36
124	18,50		HJ 318	36
124	22		HJ 2318	36
125	155	14	U 220	53
125	175	22	U 416	56
126	24		HJ 417	36
127	15		HJ 220	36
127	16		HJ 2220	36
127	182,562	39,688	48290/48220	43
127	196,85	46,038	67388/67322	43
130	165	18	61826	4
130	165	18	61826-2RS	7
130	165	18	61826-2RZ	9
130	170	30	51126	51
130	180	24	61926	4
130	180	32	32926	43
130	180	50	NUU 4926 K/SPW33	37
130	180	50	NUU 4926 SPW33	37
130	180	60	234926	57
130	180	64	32926/DF	44
130	190	45	51226	51
130	190	53	53226	52
130	190	80	SL04130-PP	39
130	200	22	16026	4
130	200	33	6026	4
130	200	33	6026-Z	5
130	200	33	6026-ZZ	6
130	200	33	6026-2RS	7
130	200	33	6026-RS	8
130	200	33	NU 1026	32
130	200	45	32026	43
130	200	52	NN 3026 KTN9/SP	38
130	200	52	NN 3026 TN9/SP	38
130	200	52	23026	45
130	200	52	23026 K	46
130	200	52	23026-2RS	47
130	200	69	24026	45
130	200	69	24026 K30	46
130	200	69	24026-2RS	47
130	200	84	234426	57
130	200	90	32026 X/DF	44
130	200	95	SL045026-PP	39
130	200	125	FC 2640125	40
130	210	64	23126	45
130	210	64	23126 K	46
130	210	80	NUU 4126 K30M/W33	37
130	210	80	NUU 4126 M/W33	37
130	210	80	24126	45
130	210	80	24126 K30	46
130	210	80	24126-2RS	47
130	215	89	52230 M	54
130	225	58	29326 M	58
130	225	75	51326 M	51
130	230	40	6226	4
130	230	40	6226-Z	5
130	230	40	6226-ZZ	6

Dimension (mm) Dimensioni (mm)			Designation Sigla	Fig.
d	D	B		
130	230	40	7226 B	17
130	230	40	QJ 226 N2M	22
130	230	40	NU 226	32
130	230	40	NJ 226	33
130	230	40	NUP 226	34
130	230	40	N 226	35
130	230	46	1226 M	23
130	230	53	30226	43
130	230	64	NU 2226	32
130	230	64	NJ 2226	33
130	230	64	NUP 2226	34
130	230	64	22226	45
130	230	64	22226 K	46
130	230	67,10	32226	43
130	230	80	23226	45
130	230	80	23226 K	46
130	230	87,50	30226 J/DF	44
130	230	135,50	32226 J/DF	44
130	270	85	29426 M	58
130	270	110	51426 M	51
130	280	58	6326 M	4
130	280	58	7326 B	17
130	280	58	QJ 326 N2 M	22
130	280	58	NU 326	32
130	280	58	NJ 326	33
130	280	58	NUP 326	34
130	280	58	N 326	35
130	280	63,75	30326	43
130	280	72	31326	43
130	280	93	QJ 2326 N2	22
130	280	93	NU 2326	32
130	280	93	NJ 2326	33
130	280	93	NUP 2326	34
130	280	93	22326	45
130	280	93	22326 K	46
130	280	93	22326 VA	49
130	280	93	22326 KVA	50
130	280	144	31326 XJ/DF	44
132	20,50		HJ 319	36
132	24,50		HJ 2319	36
133,35	196,85	46,038	67391/67322	43
134	17,50		HJ 221	36
135	165	14	U 222	53
135	175	18	U 320	53
139	20,50		HJ 320	36
139	23,50		HJ 2320	36
139,70	236,54	57,15	HM 231132/110	43
140	175	18	61828	4
140	175	18	61828-2RS	7
140	175	18	61828-2RZ	9
140	180	31	51128	51
140	190	24	61928 MA	4
140	190	32	32928	43
140	190	50	NUU 4928 K/SPW33	37
140	190	50	NUU 4928 SPW33	37
140	190	60	234928	57

Dimension (mm) Dimensioni (mm)			Designation Sigla	Fig.
d	D	B		
140	195	25,50	<b>U 418</b>	53
140	200	46	<b>51228</b>	51
140	200	55	<b>53228</b>	52
140	200	80	<b>SL04140-PP</b>	39
140	210	22	<b>16028</b>	4
140	210	33	<b>6028</b>	4
140	210	33	<b>6028-Z</b>	5
140	210	33	<b>6028-ZZ</b>	6
140	210	33	<b>6028-2RS</b>	7
140	210	33	<b>6028-RS</b>	8
140	210	33	<b>7028 B</b>	17
140	210	33	<b>NU 1028</b>	32
140	210	45	<b>32028</b>	43
140	210	53	<b>NN 3028 K/SPW33</b>	38
140	210	53	<b>NN 3028/SPW33</b>	38
140	210	53	<b>23028</b>	45
140	210	53	<b>23028 K</b>	46
140	210	69	<b>24028</b>	45
140	210	69	<b>24028 K30</b>	46
140	210	69	<b>24028-2RS</b>	47
140	210	84	<b>234428</b>	57
140	210	90	<b>32028 X/DF</b>	44
140	210	95	<b>SL045028-PP</b>	39
140	210	125	<b>FC 2842125</b>	40
140	225	68	<b>23128</b>	45
140	225	68	<b>23128 K</b>	46
140	225	85	<b>NNU 4128 K30M/W33</b>	37
140	225	85	<b>NNU 4128 M/W33</b>	37
140	225	85	<b>24128</b>	45
140	225	85	<b>24128 K30</b>	46
140	225	85	<b>24128-2RS</b>	47
140	225	90	<b>52232 M</b>	54
140	240	60	<b>29328 M</b>	58
140	240	80	<b>51328 M</b>	51
140	250	42	<b>6228</b>	4
140	250	42	<b>7228 B</b>	17
140	250	42	<b>QJ 228 N2M</b>	22
140	250	42	<b>NU 228</b>	32
140	250	42	<b>NJ 228</b>	33
140	250	42	<b>NUP 228</b>	34
140	250	42	<b>N 228</b>	35
140	250	45,75	<b>30228</b>	43
140	250	68	<b>NU 2228</b>	32
140	250	68	<b>NJ 2228</b>	33
140	250	68	<b>NUP 2228</b>	34
140	250	68	<b>22228</b>	45
140	250	68	<b>22228 K</b>	46
140	250	71,50	<b>32228</b>	43
140	250	88	<b>23228</b>	45
140	250	88	<b>23228 K</b>	46
140	250	88	<b>23228-2RS</b>	47
140	250	91,50	<b>30228J/DFC100</b>	44
140	250	143,50	<b>32228 J/DF</b>	44
140	280	85	<b>29428 M</b>	58
140	280	112	<b>51428 M</b>	51
140	300	62	<b>6328 M</b>	4

Dimension (mm) Dimensioni (mm)			Designation Sigla	Fig.
d	D	B		
140	300	62	<b>7328 B</b>	17
140	300	62	<b>QJ 328 N2 M</b>	22
140	300	62	<b>NU 328</b>	32
140	300	62	<b>NJ 328</b>	33
140	300	62	<b>NUP 328</b>	34
140	300	67,75	<b>30328</b>	43
140	300	77	<b>31328</b>	43
140	300	102	<b>NU 2328</b>	32
140	300	102	<b>NJ 2328</b>	33
140	300	102	<b>NUP 2328</b>	34
140	300	102	<b>22328</b>	45
140	300	102	<b>22328 K</b>	46
140	300	102	<b>22328 VA</b>	49
140	300	102	<b>22328 KVA</b>	50
140	300	154	<b>31328 XJ/DF</b>	44
141	17		<b>HJ 222</b>	36
145	175	15	<b>U 224</b>	53
145	210	155	<b>FC 2942155</b>	40
150	190	20	<b>61830</b>	4
150	190	31	<b>51130 M</b>	51
150	195	20,50	<b>U 322</b>	53
150	210	28	<b>61930 MA</b>	4
150	210	60	<b>NNU 4930 K/SPW33</b>	37
150	210	60	<b>NNU 4930 SPW33</b>	37
150	210	72	<b>234930</b>	57
150	210	80	<b>SL04150-PP</b>	39
150	215	39	<b>29230 M</b>	58
150	215	50	<b>51230 M</b>	51
150	225	24	<b>16030</b>	4
150	225	35	<b>6030</b>	4
150	225	35	<b>6030-Z</b>	5
150	225	35	<b>6030-ZZ</b>	6
150	225	35	<b>6030-2RS</b>	7
150	225	35	<b>6030-RS</b>	8
150	225	35	<b>7030 B</b>	17
150	225	35	<b>QJ 1030</b>	22
150	225	35	<b>NU 1030</b>	32
150	225	48	<b>32030</b>	43
150	225	56	<b>1330</b>	23
150	225	56	<b>NN 3030 K/SPW33</b>	38
150	225	56	<b>NN 3030/SPW33</b>	38
150	225	56	<b>23030</b>	45
150	225	56	<b>23030 K</b>	46
150	225	59	<b>33030</b>	43
150	225	75	<b>24030</b>	45
150	225	75	<b>24030 K30</b>	46
150	225	75	<b>24030-2RS</b>	47
150	225	90	<b>234430</b>	57
150	225	96	<b>32030 X/DF</b>	44
150	225	100	<b>SL045030-PP</b>	39
150	225	120	<b>FC 3045120</b>	40
150	225	120	<b>FCD 3045120</b>	41
150	230	156	<b>FC 3046156</b>	40
150	240	97	<b>52234 M</b>	54
150	250	60	<b>29330 M</b>	58
150	250	80	<b>23130</b>	45

Dimension (mm) Dimensioni (mm)			Designation Sigla	Fig.
d	D	B		
150	250	80	<b>23130 K</b>	46
150	250	80	<b>51330 M</b>	51
150	250	98	<b>52236 M</b>	54
150	250	100	<b>NUU 4130 K30M/W33</b>	37
150	250	100	<b>NUU 4130 M/W33</b>	37
150	250	100	<b>24130</b>	45
150	250	100	<b>24130 K30</b>	46
150	250	100	<b>24130-2RS</b>	47
150	270	45	<b>6230</b>	4
150	270	45	<b>7230 B</b>	17
150	270	45	<b>QJ 230 N2M</b>	22
150	270	45	<b>NU 230</b>	32
150	270	45	<b>NJ 230</b>	33
150	270	45	<b>NUP 230</b>	34
150	270	57	<b>30230</b>	43
150	270	73	<b>NU 2230</b>	32
150	270	73	<b>NJ 2230</b>	33
150	270	73	<b>22230</b>	45
150	270	73	<b>22230 K</b>	46
150	270	77	<b>32230</b>	43
150	270	96	<b>23230</b>	45
150	270	96	<b>23230 K</b>	46
150	270	154	<b>32230 J/DF</b>	44
150	300	90	<b>29430 M</b>	58
150	300	120	<b>51430 M</b>	51
150	320	65	<b>6330 M</b>	4
150	320	65	<b>7330 B</b>	17
150	320	65	<b>QJ 330 N2 M</b>	22
150	320	65	<b>NU 330</b>	32
150	320	65	<b>NJ 330</b>	33
150	320	72	<b>30330</b>	43
150	320	82	<b>31330</b>	43
150	320	108	<b>NU 2330</b>	32
150	320	108	<b>NJ 2330</b>	33
150	320	108	<b>NUP 2330</b>	34
150	320	108	<b>22330</b>	45
150	320	108	<b>22330 K</b>	46
150	320	108	<b>22330K</b>	46
150	320	108	<b>22330 VA</b>	49
150	320	108	<b>22330 KVA</b>	50
150	320	164	<b>31330 XJ/DF</b>	44
153	17		<b>HJ 224</b>	36
153	20		<b>HJ 2224</b>	36
153	27		<b>HJ 420</b>	36
155	22		<b>HJ 322</b>	36
155	26,50		<b>HJ 2322</b>	36
155	220	27	<b>U420</b>	53
155	220	27	<b>U 420</b>	56
158,75	205,583	23,812	<b>L 432348/310</b>	43
158,75	205,583	23,812	<b>L 432349/310</b>	43
160	195	17	<b>U 226</b>	53
160	200	20	<b>61832</b>	4
160	200	31	<b>51132 M</b>	51
160	220	28	<b>61932 MA</b>	4
160	220	60	<b>NUU 4932 K/SPW33</b>	37
160	220	60	<b>NUU 4932 SPW33</b>	37

Dimension (mm) Dimensioni (mm)			Designation Sigla	Fig.
d	D	B		
160	220	72	<b>234932</b>	57
160	220	80	<b>SL04160-PP</b>	39
160	225	51	<b>51232 M</b>	51
160	230	130	<b>FC 3246130</b>	40
160	240	25	<b>16032</b>	4
160	240	38	<b>6032 M</b>	4
160	240	38	<b>6032-Z</b>	5
160	240	38	<b>6032-ZZ</b>	6
160	240	38	<b>6032-2RS</b>	7
160	240	38	<b>6032-RS</b>	8
160	240	38	<b>QJ 1032</b>	22
160	240	38	<b>NU 1032</b>	32
160	240	51	<b>32032</b>	43
160	240	60	<b>NN 3032 K/SPW33</b>	38
160	240	60	<b>NN 3032/SPW33</b>	38
160	240	60	<b>23032</b>	45
160	240	60	<b>23032 K</b>	46
160	240	80	<b>24032</b>	45
160	240	80	<b>24032 K30</b>	46
160	240	80	<b>24032-2RS</b>	47
160	240	96	<b>234432</b>	57
160	240	102	<b>32032 X/DF</b>	44
160	240	109	<b>SL045032-PP</b>	39
160	240	124	<b>FC 3248124</b>	40
160	240	168	<b>FC 3248168</b>	40
160	270	67	<b>29332 M</b>	58
160	270	86	<b>23132</b>	45
160	270	86	<b>23132 K</b>	46
160	270	86	<b>23132-2RS</b>	47
160	270	87	<b>51332 M</b>	51
160	270	109	<b>NUU 4132 K30M/W33</b>	37
160	270	109	<b>NUU 4132 M/W33</b>	37
160	270	109	<b>24132</b>	45
160	270	109	<b>24132 K30</b>	46
160	290	48	<b>6232</b>	4
160	290	48	<b>7232 B</b>	17
160	290	48	<b>QJ 232 N2M</b>	22
160	290	48	<b>NU 232</b>	32
160	290	48	<b>NJ 232</b>	33
160	290	48	<b>NUP 232</b>	34
160	290	48	<b>N 232</b>	35
160	290	52	<b>30232</b>	43
160	290	80	<b>NU 2232</b>	32
160	290	80	<b>NJ 2232</b>	33
160	290	80	<b>22232</b>	45
160	290	80	<b>22232 K</b>	46
160	290	84	<b>32232</b>	43
160	290	104	<b>30232 J/DF</b>	44
160	290	104	<b>23232</b>	45
160	290	104	<b>23232 K</b>	46
160	290	168	<b>32232 J/DF</b>	44
160	320	95	<b>29432 M</b>	58
160	340	68	<b>6332 M</b>	4
160	340	68	<b>QJ 332 N2 M</b>	22
160	340	68	<b>NU 332</b>	32
160	340	68	<b>NJ 332</b>	33

Dimension (mm) Dimensioni (mm)			Designation Sigla	Fig.
d	D	B		
160	340	75	<b>30332</b>	43
160	340	114	<b>NU 2332</b>	32
160	340	114	<b>NJ 2332</b>	33
160	340	114	<b>22332</b>	45
160	340	114	<b>22332 K</b>	46
160	340	114	<b>22332 VA</b>	49
160	340	114	<b>22332 KVA</b>	50
164	17		<b>HJ 226</b>	36
164	21		<b>HJ 2226</b>	36
165	220	22	<b>U 324</b>	53
168	22,50		<b>HJ 324</b>	36
168	26		<b>HJ 2324</b>	36
170	182	240	<b>350980 C</b>	59
170	210	17	<b>U 228</b>	53
170	215	22	<b>61834</b>	4
170	215	34	<b>51134 M</b>	51
170	230	28	<b>61934 MA</b>	4
170	230	38	<b>32934</b>	43
170	230	60	<b>NUU 4934 K/SPW33</b>	37
170	230	60	<b>NUU 4934 SPW33</b>	37
170	230	72	<b>234934</b>	57
170	230	76	<b>32934/DFC225</b>	44
170	230	160	<b>FCD 3446160</b>	41
170	240	55	<b>51234 M</b>	51
170	250	170	<b>FC 3450170</b>	40
170	260	28	<b>16034</b>	4
170	260	42	<b>6034 M</b>	4
170	260	42	<b>7034 B</b>	17
170	260	42	<b>QJ 1034</b>	22
170	260	42	<b>NU 1034</b>	32
170	260	57	<b>32034</b>	43
170	260	67	<b>NN 3034 K/SPW33</b>	38
170	260	67	<b>NN 3034/SPW33</b>	38
170	260	67	<b>23034</b>	45
170	260	67	<b>23034 K</b>	46
170	260	90	<b>24034</b>	45
170	260	90	<b>24034 K30</b>	46
170	260	90	<b>24034-2RS</b>	47
170	260	108	<b>234434</b>	57
170	260	114	<b>32034 X/DF</b>	44
170	260	120	<b>FC 3452120</b>	40
170	260	150	<b>FC 3452150</b>	40
170	280	67	<b>29334 M</b>	58
170	280	87	<b>51334 M</b>	51
170	280	88	<b>23134</b>	45
170	280	88	<b>23134 K</b>	46
170	280	109	<b>NUU 4134 K30M/W33</b>	37
170	280	109	<b>NUU 4134 M/W33</b>	37
170	280	109	<b>24134</b>	45
170	280	109	<b>24134 K30</b>	46
170	280	109	<b>24134-2RS</b>	47
170	310	52	<b>6234 M</b>	4
170	310	52	<b>7234 B</b>	17
170	310	52	<b>QJ 234 N2 M</b>	22
170	310	52	<b>NU 234</b>	32
170	310	52	<b>NJ 234</b>	33

Dimension (mm) Dimensioni (mm)			Designation Sigla	Fig.
d	D	B		
170	310	52	<b>NUP 234</b>	34
170	310	57	<b>30234</b>	43
170	310	86	<b>NU 2234</b>	32
170	310	86	<b>22234</b>	45
170	310	86	<b>22234 K</b>	46
170	310	91	<b>32234</b>	43
170	310	110	<b>23234</b>	45
170	310	110	<b>23234 K</b>	46
170	310	182	<b>32234 J/DF</b>	44
170	340	103	<b>29434 M</b>	58
170	360	72	<b>6334 M</b>	4
170	360	72	<b>7334 B</b>	17
170	360	72	<b>QJ 334 N2 M</b>	22
170	360	72	<b>NU 334</b>	32
170	360	72	<b>N 334</b>	35
170	360	80	<b>30334</b>	43
170	360	120	<b>NU 2334</b>	32
170	360	120	<b>NJ 2334</b>	33
170	360	120	<b>22334</b>	45
170	360	120	<b>22334 K</b>	46
170	360	120	<b>22334 VA</b>	49
170	360	120	<b>22334 KVA</b>	50
171	29,50		<b>HJ 422</b>	36
177,80	227,012	30,162	<b>36990/36920</b>	43
179	18		<b>HJ 228</b>	36
179	23		<b>HJ 2228</b>	36
180	192	280	<b>353162</b>	59
180	225	22	<b>61836</b>	4
180	225	34	<b>51136 M</b>	51
180	250	33	<b>61936 MA</b>	4
180	250	42	<b>29236 M</b>	58
180	250	45	<b>32936</b>	43
180	250	52	<b>23936</b>	45
180	250	52	<b>23936 K</b>	46
180	250	56	<b>51236 M</b>	51
180	250	69	<b>NUU 4936 K/SPW33</b>	37
180	250	69	<b>NUU 4936 SPW33</b>	37
180	250	84	<b>234936</b>	57
180	250	90	<b>32936/DF</b>	44
180	260	124	<b>FC 3652124</b>	40
180	260	168	<b>FC 3652168</b>	40
180	260	180	<b>FC 3652180</b>	40
180	280	31	<b>16036</b>	4
180	280	46	<b>6036 M</b>	4
180	280	46	<b>7036 B</b>	17
180	280	46	<b>QJ 1036</b>	22
180	280	46	<b>NU 1036</b>	32
180	280	64	<b>32036</b>	43
180	280	74	<b>1336</b>	23
180	280	74	<b>N3036K/3424</b>	37
180	280	74	<b>NN 3036 K/SPW33</b>	38
180	280	74	<b>NN 3036/SPW33</b>	38
180	280	74	<b>23036</b>	45
180	280	74	<b>23036 K</b>	46
180	280	100	<b>24036</b>	45
180	280	100	<b>24036 K30</b>	46

Dimension (mm) Dimensioni (mm)			Designation Sigla	Fig.
d	D	B		
180	280	100	<b>24036-2RS</b>	47
180	280	120	<b>234436</b>	57
180	280	128	<b>32036 X/DF</b>	44
180	300	73	<b>29336 M</b>	58
180	300	95	<b>51336 M</b>	51
180	300	96	<b>23136</b>	45
180	300	96	<b>23136 K</b>	46
180	300	118	<b>NNU 4136 K30M/W33</b>	37
180	300	118	<b>NNU 4136 M/W33</b>	37
180	300	118	<b>24136</b>	45
180	300	118	<b>24136 K30</b>	46
180	320	52	<b>6236 M</b>	4
180	320	52	<b>7236 B</b>	17
180	320	52	<b>QJ 236 N2 M</b>	22
180	320	52	<b>NU 236</b>	32
180	320	52	<b>NJ 236</b>	33
180	320	52	<b>NUP 236</b>	34
180	320	57	<b>30236</b>	43
180	320	86	<b>NU 2236</b>	32
180	320	86	<b>NJ 2236</b>	33
180	320	86	<b>22236</b>	45
180	320	86	<b>22236 K</b>	46
180	320	91	<b>32236</b>	43
180	320	112	<b>23236</b>	45
180	320	112	<b>23236 K</b>	46
180	320	114	<b>30236 J/DF</b>	44
180	320	182	<b>32236 J/DF</b>	44
180	360	109	<b>29436 M</b>	58
180	360	140	<b>51436</b>	51
180	380	75	<b>6336 M</b>	4
180	380	75	<b>7336 B</b>	17
180	380	75	<b>QJ 336 N2 M</b>	22
180	380	75	<b>NU 336</b>	32
180	380	126	<b>NU 2336</b>	32
180	380	126	<b>22336</b>	45
180	380	126	<b>22336 K</b>	46
180	380	126	<b>22336 VA</b>	49
180	380	126	<b>22336 KVA</b>	50
181	23		<b>HJ 326</b>	36
181	28		<b>HJ 2326</b>	36
188	19		<b>HJ 1032</b>	36
188	30,50		<b>HJ 424</b>	36
190	240	24	<b>61838</b>	4
190	240	37	<b>51138 M</b>	51
190	260	33	<b>61938 MA</b>	4
190	260	45	<b>32938</b>	43
190	260	52	<b>23938</b>	45
190	260	52	<b>23938 K</b>	46
190	260	69	<b>NNU 4938 K/SPW33</b>	37
190	260	69	<b>NNU 4938 SPW33</b>	37
190	260	84	<b>234938</b>	57
190	260	90	<b>32938/DF</b>	44
190	270	62	<b>51238 M</b>	51
190	270	168	<b>FC 3854168</b>	40
190	270	170	<b>FC 3854170</b>	40
190	270	200	<b>FC 3854200</b>	40

Dimension (mm) Dimensioni (mm)			Designation Sigla	Fig.
d	D	B		
190	290	31	<b>16038</b>	4
190	290	46	<b>6038 M</b>	4
190	290	46	<b>7038 B</b>	17
190	290	46	<b>QJ 1038</b>	22
190	290	46	<b>NU 1038</b>	32
190	290	64	<b>32038</b>	43
190	290	75	<b>N3038K342460</b>	37
190	290	75	<b>NN 3038 K/SPW33</b>	38
190	290	75	<b>NN 3038/SPW33</b>	38
190	290	75	<b>23038</b>	45
190	290	75	<b>23038 K</b>	46
190	290	100	<b>24038</b>	45
190	290	100	<b>24038 K30</b>	46
190	290	120	<b>234438</b>	57
190	290	128	<b>32038 X/DF</b>	44
190	320	78	<b>29338 M</b>	58
190	320	104	<b>23138</b>	45
190	320	104	<b>23138 K</b>	46
190	320	105	<b>51338 M</b>	51
190	320	128	<b>NNU 4138 K30M/W33</b>	37
190	320	128	<b>NNU 4138 M/W33</b>	37
190	320	128	<b>24138</b>	45
190	320	128	<b>24138 K30</b>	46
190	320	128	<b>24138-2RS</b>	47
190	340	55	<b>6238 M</b>	4
190	340	55	<b>7238 B</b>	17
190	340	55	<b>NU 238</b>	32
190	340	55	<b>NJ 238</b>	33
190	340	55	<b>NUP 238</b>	34
190	340	60	<b>30238</b>	43
190	340	92	<b>NU 2238</b>	32
190	340	92	<b>22238</b>	45
190	340	92	<b>22238 K</b>	46
190	340	120	<b>30238 J/DFC700</b>	44
190	340	120	<b>23238</b>	45
190	340	120	<b>23238 K</b>	46
190	380	115	<b>29438 M</b>	58
190	400	78	<b>6338 M</b>	4
190	400	78	<b>7338 B</b>	17
190	400	78	<b>QJ 338 N2 M</b>	22
190	400	78	<b>NU 338</b>	32
190	400	132	<b>NU 2338</b>	32
190	400	132	<b>22338</b>	45
190	400	132	<b>22338 K</b>	46
190	400	132	<b>22338 VA</b>	49
190	400	132	<b>22338 KVA</b>	50
191,237	279,40	52,388	<b>M 239448 A/410</b>	43
193	19,50		<b>HJ 230</b>	36
194	24,50		<b>HJ 2230</b>	36
195	25		<b>HJ 328</b>	36
195	31		<b>HJ 2328</b>	36
196,85	241,30	23,812	<b>LL 639249/210</b>	43
200	60	98	<b>NU 2240</b>	32
200	60	98	<b>22240 K</b>	46
200	250	24	<b>61840</b>	4
200	250	37	<b>51140 M</b>	51

Dimension (mm) Dimensioni (mm)			Designation Sigla	Fig.
d	D	B		
200	250	50	<b>NUU 4840 K/W33</b>	37
200	250	50	<b>NUU 4840/W33</b>	37
200	270	170	<b>FC 4054170</b>	40
200	280	38	<b>61940 MA</b>	4
200	280	48	<b>29240 M</b>	58
200	280	51	<b>32940</b>	43
200	280	60	<b>1340</b>	23
200	280	60	<b>23940</b>	45
200	280	60	<b>23940 K</b>	46
200	280	62	<b>51240 M</b>	51
200	280	80	<b>NUU 4940 K/SPW33</b>	37
200	280	80	<b>NUU 4940 SPW33</b>	37
200	280	96	<b>234940</b>	57
200	280	188	<b>FC 4056188</b>	40
200	290	192	<b>FC 4058192</b>	40
200	300	102	<b>32944/DFC300</b>	44
200	310	34	<b>16040</b>	4
200	310	51	<b>6040 M</b>	4
200	310	51	<b>7040 B</b>	17
200	310	51	<b>QJ 1040</b>	22
200	310	51	<b>NU 1040</b>	32
200	310	70	<b>32040</b>	43
200	310	82	<b>N3040K/342460</b>	37
200	310	82	<b>NN 3040 K/SPW33</b>	38
200	310	82	<b>NN 3040/SPW33</b>	38
200	310	82	<b>23040</b>	45
200	310	82	<b>23040 K</b>	46
200	310	109	<b>24040</b>	45
200	310	109	<b>24040 K30</b>	46
200	310	132	<b>234440</b>	57
200	310	140	<b>32040 X/DF</b>	44
200	340	85	<b>29340 M</b>	58
200	340	110	<b>51340 M</b>	51
200	340	112	<b>23140</b>	45
200	340	112	<b>23140 K</b>	46
200	340	140	<b>NUU 4140 K30M/W33</b>	37
200	340	140	<b>NUU 4140 M/W33</b>	37
200	340	140	<b>24140</b>	45
200	340	140	<b>24140 K30</b>	46
200	340	140	<b>24140-2RS</b>	47
200	340	144	<b>234444</b>	57
200	340	152	<b>32044 X/DF</b>	44
200	360	58	<b>6240 M</b>	4
200	360	58	<b>QJ 240 N2 M</b>	22
200	360	58	<b>NU 240</b>	32
200	360	58	<b>NJ 240</b>	33
200	360	58	<b>NUP 240</b>	34
200	360	64	<b>30240</b>	43
200	360	98	<b>22240</b>	45
200	360	104	<b>32240</b>	43
200	360	128	<b>30240J/DFC570</b>	44
200	360	128	<b>23240</b>	45
200	360	128	<b>23240 K</b>	46
200	360	128	<b>23240-2RS</b>	47
200	360	208	<b>32240J/DF</b>	44
200	400	122	<b>29440 M</b>	58

Dimension (mm) Dimensioni (mm)			Designation Sigla	Fig.
d	D	B		
200	420	80	<b>NU 340</b>	32
200	420	138	<b>NU 2340</b>	32
200	420	138	<b>NJ 2340</b>	33
200	420	138	<b>22340</b>	45
200	420	138	<b>22340 K</b>	46
200	420	138	<b>22340 VA</b>	49
200	420	138	<b>22340 KVA</b>	50
201	21		<b>HJ 1034</b>	36
205	24,50		<b>HJ 2232</b>	36
206	20		<b>HJ 232</b>	36
209	25		<b>HJ 330</b>	36
210	300	170	<b>FC 4260170</b>	40
210	300	210	<b>FC 4260210</b>	40
215	22,50		<b>HJ 1036</b>	36
216,408	285,75	46,038	<b>LM 742747/710</b>	43
220	20		<b>HJ 234</b>	36
220	24		<b>HJ 2234</b>	36
220	231	300	<b>351019 C</b>	59
220	270	24	<b>61844</b>	4
220	270	37	<b>51144 M</b>	51
220	300	38	<b>61944 MA</b>	4
220	300	48	<b>29244 M</b>	58
220	300	51	<b>32944</b>	43
220	300	60	<b>1344</b>	23
220	300	60	<b>23944</b>	45
220	300	60	<b>23944 K</b>	46
220	300	60	<b>23944-2RS</b>	47
220	300	63	<b>51244 M</b>	51
220	300	80	<b>NUU 4944 K/SPW33</b>	37
220	300	80	<b>NUU 4944 SPW33</b>	37
220	300	96	<b>234944</b>	57
220	310	192	<b>FC 4462192</b>	40
220	310	225	<b>FC 4462225</b>	40
220	320	210	<b>FCD 4464210</b>	41
220	340	37	<b>16044</b>	4
220	340	37	<b>6044 M</b>	4
220	340	56	<b>7044 B</b>	17
220	340	56	<b>QJ 1044</b>	22
220	340	56	<b>NU 1044</b>	32
220	340	76	<b>32044</b>	43
220	340	90	<b>N3044K/342460</b>	37
220	340	90	<b>NN 3044 K/SPW33</b>	38
220	340	90	<b>NN 3044/SPW33</b>	38
220	340	90	<b>23044</b>	45
220	340	90	<b>23044 K</b>	46
220	340	118	<b>24044</b>	45
220	340	118	<b>24044 K30</b>	46
220	360	85	<b>29344 M</b>	58
220	360	144	<b>234448</b>	57
220	370	120	<b>23144</b>	45
220	370	120	<b>23144 K</b>	46
220	370	150	<b>NUU 4144 K30M/W33</b>	37
220	370	150	<b>NUU 4144 M/W33</b>	37
220	370	150	<b>24144</b>	45
220	370	150	<b>24144 K30</b>	46
220	400	65	<b>6244 M</b>	4

Dimension (mm) Dimensioni (mm)			Designation Sigla	Fig.
d	D	B		
220	400	65	<b>7244 B</b>	17
220	400	65	<b>NU 244</b>	32
220	400	65	<b>NJ 244</b>	33
220	400	65	<b>NUP 244</b>	34
220	400	72	<b>30244</b>	43
220	400	78	<b>QJ 1244</b>	22
220	400	108	<b>NU 2244</b>	32
220	400	108	<b>22244</b>	45
220	400	108	<b>22244 K</b>	46
220	400	114	<b>32244</b>	43
220	400	144	<b>23244</b>	45
220	400	144	<b>23244 K</b>	46
220	420	122	<b>29444 M</b>	58
220	460	88	<b>6344 M</b>	4
220	460	88	<b>QJ 344 N2</b>	22
220	460	88	<b>NU 344</b>	32
220	460	88	<b>NJ 344</b>	33
220	460	145	<b>NU 2344</b>	32
220	460	145	<b>22344</b>	45
220	460	145	<b>22344 K</b>	46
220	460	145	<b>22344 VA</b>	49
220	460	145	<b>22344 KVA</b>	50
221	25		<b>HJ 332</b>	36
225	22,50		<b>HJ 1038</b>	36
229	24		<b>HJ 2236</b>	36
230	20		<b>HJ 236</b>	36
230	330	206	<b>FC 4666206</b>	40
230	340	260	<b>FC 4668260</b>	40
230,188	317,50	47,625	<b>LM 245846/810</b>	43
231,775	317,50	47,625	<b>LM 245848/810</b>	43
239	25,50		<b>HJ 1040</b>	36
240	251	320	<b>351182C</b>	59
240	300	28	<b>61848</b>	4
240	300	45	<b>51148 M</b>	51
240	300	60	<b>NNU 4848 K/W33</b>	37
240	300	60	<b>NNU 4848/W33</b>	37
240	320	38	<b>61948 MA</b>	4
240	320	51	<b>32948</b>	43
240	320	60	<b>1348</b>	23
240	320	60	<b>23948</b>	45
240	320	60	<b>23948 K</b>	46
240	320	80	<b>NNU 4948 K/SPW33</b>	37
240	320	80	<b>NNU 4948 SPW33</b>	37
240	320	96	<b>234948</b>	57
240	330	220	<b>FC 4866220</b>	40
240	340	60	<b>29248 M</b>	58
240	340	78	<b>51248 M</b>	51
240	360	37	<b>16048 MA</b>	4
240	360	56	<b>6048 M</b>	4
240	360	56	<b>7048 B</b>	17
240	360	56	<b>QJ 1048</b>	22
240	360	56	<b>NU 1048</b>	32
240	360	76	<b>32048</b>	43
240	360	92	<b>N3048K/342460</b>	37
240	360	92	<b>NN 3048 K/SPW33</b>	38
240	360	92	<b>NN 3048/SPW33</b>	38

Dimension (mm) Dimensioni (mm)			Designation Sigla	Fig.
d	D	B		
240	360	92	<b>23048</b>	45
240	360	92	<b>23048 K</b>	46
240	360	118	<b>24048</b>	45
240	360	118	<b>24048 K30</b>	46
240	360	152	<b>32048 X/DF</b>	44
240	360	200	<b>FC 4872220</b>	40
240	380	85	<b>29348 M</b>	58
240	400	128	<b>23148</b>	45
240	400	128	<b>23148 K</b>	46
240	400	160	<b>NNU 4148 K30M/W33</b>	37
240	400	160	<b>NNU 4148 M/W33</b>	37
240	400	160	<b>24148</b>	45
240	400	160	<b>24148 K30</b>	46
240	420	164	<b>234456</b>	57
240	440	72	<b>6248 M</b>	4
240	440	72	<b>7248 B</b>	17
240	440	72	<b>QJ 248 N2</b>	22
240	440	72	<b>NU 248</b>	32
240	440	72	<b>NJ 248</b>	33
240	440	72	<b>NUP 248</b>	34
240	440	85	<b>QJ 1248</b>	22
240	440	120	<b>NU 2248</b>	32
240	440	120	<b>NJ 2248</b>	33
240	440	120	<b>22248</b>	45
240	440	120	<b>22248 K</b>	46
240	440	122	<b>29448 M</b>	58
240	440	127	<b>32248</b>	43
240	440	160	<b>23248</b>	45
240	440	160	<b>23248 K</b>	46
240	500	95	<b>6348 M</b>	4
240	500	95	<b>NU 348</b>	32
240	500	95	<b>NJ 348</b>	33
240	500	155	<b>NU 2348</b>	32
240	500	155	<b>22348</b>	45
240	500	155	<b>22348 K</b>	46
240	500	155	<b>22348 VA</b>	49
240	500	155	<b>22348 KVA</b>	50
244	21,50		<b>HJ 238</b>	36
250	265	380	<b>353005</b>	59
250	350	220	<b>FC 5070220</b>	40
255,60	342,90	57,15	<b>M 349547/510</b>	43
257,175	358,775	71,438	<b>M 249747/710</b>	43
258	23		<b>HJ 240</b>	36
260	276	360	<b>350981 C</b>	59
260	320	28	<b>61852</b>	4
260	320	45	<b>51152 M</b>	51
260	360	46	<b>61952 MA</b>	4
260	360	46	<b>71952 A</b>	17
260	360	46	<b>QJ 1952 N2</b>	22
260	360	60	<b>29252 M</b>	58
260	360	75	<b>23952</b>	45
260	360	75	<b>23952 K</b>	46
260	360	79	<b>51252M</b>	51
260	360	100	<b>NNU 4952 K/SPW33</b>	37
260	360	100	<b>NNU 4952 SPW33</b>	37
260	370	200	<b>FC 5274200</b>	40

Dimension (mm) Dimensioni (mm)			Designation Sigla	Fig.
d	D	B		
260	370	220	<b>FC 5274220</b>	40
260	370	220	<b>FC 5274220A</b>	40
260	400	44	<b>16052 MA</b>	4
260	400	65	<b>6052 M</b>	4
260	400	65	<b>NU 1052</b>	32
260	400	87	<b>32052</b>	43
260	400	104	<b>N3052K/342460</b>	37
260	400	104	<b>NN 3052 K/SPW33</b>	38
260	400	104	<b>NN 3052/SPW33</b>	38
260	400	104	<b>23052</b>	45
260	400	104	<b>23052 K</b>	46
260	400	140	<b>NUU 4052 KM/W33</b>	37
260	400	140	<b>NUU 4052 M/W33</b>	37
260	400	140	<b>24052</b>	45
260	400	140	<b>24052 K30</b>	46
260	400	145	<b>FCD 5280290</b>	41
260	400	174	<b>32052 X/DF</b>	44
260	420	95	<b>29352 M</b>	58
260	440	144	<b>23152</b>	45
260	440	144	<b>23152 K</b>	46
260	440	180	<b>NUU 4152 K30M/W33</b>	37
260	440	180	<b>NUU 4152 M/W33</b>	37
260	440	180	<b>24152</b>	45
260	440	180	<b>24152 K30</b>	46
260	480	80	<b>6252 M</b>	4
260	480	80	<b>NU 252</b>	32
260	480	80	<b>NJ 252</b>	33
260	480	80	<b>NUP 252</b>	34
260	480	90	<b>QJ 1252</b>	22
260	480	130	<b>NU 2252</b>	32
260	480	130	<b>NJ 2252</b>	33
260	480	130	<b>22252</b>	45
260	480	130	<b>22252 K</b>	46
260	480	132	<b>29452 M</b>	58
260	480	137	<b>32252</b>	43
260	480	174	<b>23252</b>	45
260	480	174	<b>23252 K</b>	46
260	480	175	<b>51452</b>	51
260	540	102	<b>6352 M</b>	4
260	540	102	<b>NU 352</b>	32
260	540	113	<b>30352</b>	43
260	540	165	<b>22352</b>	45
260	540	165	<b>22352 K</b>	46
262	27		<b>HJ 1044</b>	36
263,525	325,438	28,575	<b>38880/38820</b>	43
264	29		<b>HJ 338</b>	36
266,70	355,60	57,15	<b>KLM451349/KLM451310</b>	43
266,70	393,70	73,817	<b>KEE275105/K275155</b>	43
270	300	450	<b>351164C</b>	59
270	380	230	<b>FC 5476230</b>	40
273,05	393,70	73,817	<b>KEE275108/K275155</b>	43
280	350	33	<b>61856</b>	4
280	350	53	<b>51156 M</b>	51
280	350	69	<b>NUU 4856 K/W33</b>	37
280	350	69	<b>NUU 4856/W33</b>	37
280	380	46	<b>61956 MA</b>	4

Dimension (mm) Dimensioni (mm)			Designation Sigla	Fig.
d	D	B		
280	380	46	<b>71956 A</b>	17
280	380	60	<b>29256 M</b>	58
280	380	63,50	<b>32956</b>	43
280	380	75	<b>23956</b>	45
280	380	75	<b>23956 K</b>	46
280	380	80	<b>51256 M</b>	51
280	380	100	<b>NUU 4956 K/SPW33</b>	37
280	380	100	<b>NUU 4956 SPW33</b>	37
280	380	120	<b>234956</b>	57
280	390	220	<b>FC 5678220</b>	40
280	390	240	<b>FC 5678240</b>	40
280	420	44	<b>16056 MA</b>	4
280	420	65	<b>6056 M</b>	4
280	420	65	<b>7056 A</b>	17
280	420	65	<b>7056 B</b>	17
280	420	65	<b>QJ 1056</b>	22
280	420	65	<b>NU 1056</b>	32
280	420	87	<b>32056</b>	43
280	420	106	<b>NN 3056 K/SPW33</b>	38
280	420	106	<b>NN 3056/SPW33</b>	38
280	420	106	<b>23056</b>	45
280	420	106	<b>23056 K</b>	46
280	420	140	<b>NUU 4056 KM/W33</b>	37
280	420	140	<b>NUU 4056 M/W33</b>	37
280	420	140	<b>24056</b>	45
280	420	140	<b>24056 K30</b>	46
280	420	174	<b>32056 X/DF</b>	44
280	420	280	<b>FC 5684280</b>	40
280	440	95	<b>29356 M</b>	58
280	460	146	<b>23156</b>	45
280	460	146	<b>23156 K</b>	46
280	460	180	<b>NUU 4156 K30M/W33</b>	37
280	460	180	<b>NUU 4156 M/W33</b>	37
280	460	180	<b>24156</b>	45
280	460	180	<b>24156 K30</b>	46
280	500	80	<b>6256 M</b>	4
280	500	80	<b>7256 B</b>	17
280	500	80	<b>NU 256</b>	32
280	500	80	<b>NJ 256</b>	33
280	500	130	<b>NU 2256</b>	32
280	500	130	<b>22256</b>	45
280	500	130	<b>22256 K</b>	46
280	500	176	<b>23256</b>	45
280	500	176	<b>23256 K</b>	46
280	520	145	<b>29456 M</b>	58
280	580	175	<b>NU 2356</b>	32
280	580	175	<b>22356</b>	45
280	580	175	<b>22356 K</b>	46
282	27		<b>HJ 1048</b>	36
284	25		<b>HJ 244</b>	36
288,925	406,40	77,788	<b>M255449/M255410</b>	43
292,10	374,65	47,625	<b>L555249/L555210</b>	43
300	380	38	<b>61860 MA</b>	4
300	380	62	<b>51160 M</b>	51
300	380	80	<b>NUU 4860 K/W33</b>	37
300	380	80	<b>NUU 4860/W33</b>	37

Dimension (mm) Dimensioni (mm)			Designation Sigla	Fig.
d	D	B		
300	380	90	<b>23860</b>	45
300	380	90	<b>23860 K</b>	46
300	420	56	<b>61960 MA</b>	4
300	420	73	<b>29260 M</b>	58
300	420	76	<b>32960</b>	43
300	420	90	<b>23960</b>	45
300	420	90	<b>23960 K</b>	46
300	420	95	<b>51260 M</b>	51
300	420	118	<b>NNU 4960 K/SPW33</b>	37
300	420	118	<b>NNU 4960 SPW33</b>	37
300	420	144	<b>234960</b>	57
300	420	152	<b>32960/DF</b>	44
300	420	240	<b>FC 6084240</b>	40
300	420	300	<b>FCD 6084300</b>	41
300	460	50	<b>16060 MA</b>	4
300	460	74	<b>6060 M</b>	4
300	460	74	<b>7060 A</b>	17
300	460	74	<b>7060 B</b>	17
300	460	74	<b>NU 1060</b>	32
300	460	74	<b>NJ 1060</b>	33
300	460	100	<b>32060</b>	43
300	460	118	<b>NN 3060 K/SPW33</b>	38
300	460	118	<b>NN 3060/SPW33</b>	38
300	460	118	<b>23060</b>	45
300	460	118	<b>23060 K</b>	46
300	460	160	<b>NNU 4060 KM/W33</b>	37
300	460	160	<b>NNU 4060 M/W33</b>	37
300	460	160	<b>24060</b>	45
300	460	160	<b>24060 K30</b>	46
300	460	190	<b>234460</b>	57
300	480	109	<b>29360 M</b>	58
300	500	160	<b>23160</b>	45
300	500	160	<b>23160 K</b>	46
300	500	200	<b>NNU 4160 K30M/W33</b>	37
300	500	200	<b>NNU 4160 M/W33</b>	37
300	500	200	<b>24160</b>	45
300	500	200	<b>24160 K30</b>	46
300	540	85	<b>6260 M</b>	4
300	540	85	<b>NU 260</b>	32
300	540	140	<b>NU 2260</b>	32
300	540	140	<b>22260</b>	45
300	540	140	<b>22260 K</b>	46
300	540	145	<b>29460 M</b>	58
300	540	149	<b>32260</b>	43
300	540	192	<b>23260</b>	45
300	540	192	<b>23260 K</b>	46
304,80	393,70	50,80	<b>KL357049/KL357010</b>	43
304,80	406,40	63,50	<b>LM757049/LM757010</b>	43
304,80	546,10	171,05	<b>306/304.8</b>	43
309	31,50		<b>HJ 1052</b>	36
317,50	447,675	85,725	<b>HM259048/HM259010</b>	43
320	340	470	<b>350982 C</b>	59
320	349	440	<b>353102C</b>	59
320	400	63	<b>51164 M</b>	51
320	400	80	<b>NNU 4864 K/W33</b>	37
320	400	80	<b>NNU 4864/W33</b>	37

Dimension (mm) Dimensioni (mm)			Designation Sigla	Fig.
d	D	B		
320	440	56	<b>61964 MA</b>	4
320	440	73	<b>29264 M</b>	58
320	440	76	<b>32964</b>	43
320	440	90	<b>23964</b>	45
320	440	90	<b>23964 K</b>	46
320	440	95	<b>51264 M</b>	51
320	440	118	<b>NNU 4964 K/SPW33</b>	37
320	440	118	<b>NNU 4964 SPW33</b>	37
320	450	240	<b>FC 6490240</b>	40
320	460	340	<b>FCD 6492340</b>	41
320	480	50	<b>16064 MA</b>	4
320	480	74	<b>6064 M</b>	4
320	480	74	<b>7064 A</b>	17
320	480	74	<b>QJ 1064</b>	22
320	480	74	<b>NU 1064</b>	32
320	480	74	<b>NJ 1064</b>	33
320	480	100	<b>32064</b>	43
320	480	121	<b>NN 3064 K/SPW33</b>	38
320	480	121	<b>23064</b>	45
320	480	121	<b>23064 K</b>	46
320	480	160	<b>NNU 4064 KM/W33</b>	37
320	480	160	<b>NNU 4064 M/W33</b>	37
320	480	160	<b>24064</b>	45
320	480	160	<b>24064 K30</b>	46
320	480	200	<b>32064 X/DF</b>	44
320	500	109	<b>29364 M</b>	58
320	540	38	<b>61864 MA</b>	4
320	540	176	<b>23164</b>	45
320	540	176	<b>23164 K</b>	46
320	540	218	<b>NNU 4164</b>	37
320	540	218	<b>NNU 4164 K30</b>	37
320	540	218	<b>24164 K30</b>	46
320	580	92	<b>NU 264</b>	32
320	580	105	<b>QJ 1264</b>	22
320	580	150	<b>NJ 2264</b>	33
320	580	150	<b>22264</b>	45
320	580	150	<b>22264 K</b>	46
320	580	155	<b>29464 M</b>	58
320	580	208	<b>23264</b>	45
320	580	208	<b>23264 K</b>	46
320	580	218	<b>24164</b>	45
329	31,50		<b>HJ 1056</b>	36
330	460	340	<b>FCD 6692340</b>	41
330,20	482,60	85,725	<b>EE526130/526190</b>	43
333,375	469,90	90,488	<b>HM261049/HM261010</b>	43
335	39,50		<b>HJ 348</b>	36
340	33		<b>HJ 252</b>	36
340	420	38	<b>61868 MA</b>	4
340	420	64	<b>51168M</b>	51
340	420	80	<b>NNU 4868 K/W33</b>	37
340	420	80	<b>NNU 4868/W33</b>	37
340	450	250	<b>FC 6890250</b>	40
340	460	56	<b>61968 MA</b>	4
340	460	73	<b>29268 M</b>	58
340	460	76	<b>32968</b>	43
340	460	90	<b>23968</b>	45

Dimension (mm) Dimensioni (mm)			Designation Sigla	Fig.
d	D	B		
340	460	90	<b>23968 K</b>	46
340	460	96	<b>51268 M</b>	51
340	460	118	<b>NNU 4968 K/SPW33</b>	37
340	460	118	<b>NNU 4968 SPW33</b>	37
340	480	350	<b>FCD 6896350</b>	41
340	520	57	<b>16068 MA</b>	4
340	520	82	<b>6068 M</b>	4
340	520	82	<b>7068 B</b>	17
340	520	82	<b>QJ 1068</b>	22
340	520	82	<b>NU 1068</b>	32
340	520	82	<b>NJ 1068</b>	33
340	520	133	<b>NN 3068 K/SPW33</b>	38
340	520	133	<b>23068</b>	45
340	520	133	<b>23068 K</b>	46
340	520	180	<b>NNU 4068 KM/W33</b>	37
340	520	180	<b>NNU 4068 M/W33</b>	37
340	520	180	<b>24068</b>	45
340	520	180	<b>24068 K30</b>	46
340	540	122	<b>29368 M</b>	58
340	540	160	<b>51368</b>	51
340	580	190	<b>23168</b>	45
340	580	190	<b>23168 K</b>	46
340	580	243	<b>NNU 4168 K30M/W33</b>	37
340	580	243	<b>NNU 4168 M/W33</b>	37
340	580	243	<b>24168</b>	45
340	580	243	<b>24168 K30</b>	46
340	620	92	<b>7268 B</b>	17
340	620	118	<b>QJ 1268</b>	22
340	620	165	<b>NU 2268</b>	32
340	620	170	<b>29468 M</b>	58
340	620	224	<b>23268</b>	45
340	620	224	<b>23268 K</b>	46
343,154	450,85	66,675	<b>LM361649A/LM361610</b>	43
346,075	488,95	95,25	<b>HM262749/HM262710</b>	43
350	38		<b>HJ 2256</b>	36
350	380	490	<b>351100C</b>	59
350	384	540	<b>353006</b>	59
350	500	410	<b>FCDP 70100410</b>	42
350	520	300	<b>FC 70104300</b>	40
355,60	482,60	60,32	<b>306/355.6-1</b>	43
356	36		<b>HJ 1060</b>	36
360	440	38	<b>61872 MA</b>	4
360	440	65	<b>51172M</b>	51
360	480	56	<b>61972 MA</b>	4
360	480	56	<b>71972 B</b>	17
360	480	76	<b>32972</b>	43
360	480	90	<b>23972</b>	45
360	480	90	<b>23972 K</b>	46
360	480	118	<b>NNU 4972 SPW33</b>	37
360	480	118	<b>NNU 4972 K/SPW33</b>	37
360	500	85	<b>29272M</b>	58
360	500	110	<b>51272M</b>	51
360	500	250	<b>FC 72100250</b>	40
360	510	370	<b>FCD 72102370</b>	41
360	530	80	<b>30672</b>	43
360	540	57	<b>16072 MA</b>	4

Dimension (mm) Dimensioni (mm)			Designation Sigla	Fig.
d	D	B		
360	540	82	<b>6072 M</b>	4
360	540	82	<b>7072 A</b>	17
360	540	82	<b>NU 1072</b>	32
360	540	86	<b>31072</b>	43
360	540	134	<b>NN 3072 K/SPW33</b>	38
360	540	134	<b>23072</b>	45
360	540	134	<b>23072 K</b>	46
360	540	180	<b>NNU 4072 KM/W33</b>	37
360	540	180	<b>NNU 4072 M/W33</b>	37
360	540	180	<b>24072</b>	45
360	540	180	<b>24072 K30</b>	46
360	560	122	<b>29372 M</b>	58
360	600	192	<b>23172</b>	45
360	600	192	<b>23172 K</b>	46
360	600	243	<b>NNU 4172 K30M</b>	37
360	600	243	<b>NNU 4172 M</b>	37
360	600	243	<b>24172</b>	45
360	600	243	<b>24172 K30</b>	46
360	640	170	<b>29472 M</b>	58
360	650	95	<b>7272 B</b>	17
360	650	122	<b>QJ 1272</b>	22
360	650	170	<b>NU 2272</b>	32
360	650	170	<b>22272</b>	45
360	650	170	<b>22272 K</b>	46
360	650	232	<b>23272</b>	45
360	650	232	<b>23272 K</b>	46
365	540	300	<b>FC 73108300</b>	40
366	440	65	<b>BD1B 634132</b>	51
370	520	380	<b>FCDP 74104380</b>	42
376	36		<b>HJ 1064</b>	36
377,825	522,288	85,725	<b>KLM565946/KLM565910</b>	43
380	416	560	<b>351175 C</b>	59
380	460	36	<b>351793</b>	51
380	460	65	<b>51176 M</b>	51
380	480	31	<b>70876 A</b>	17
380	480	46	<b>61876 MA</b>	4
380	480	100	<b>NNU 4876 K/W33</b>	37
380	480	100	<b>NNU 4876/W33</b>	37
380	480	106	<b>23976</b>	45
380	520	65	<b>61976 MA</b>	4
380	520	65	<b>71976 A</b>	17
380	520	82	<b>NU 1076</b>	32
380	520	82	<b>NJ 1076</b>	33
380	520	85	<b>29276 M</b>	58
380	520	106	<b>23976 K</b>	46
380	520	112	<b>51276 M</b>	51
380	520	140	<b>NNU 4976 K/SPW33</b>	37
380	520	140	<b>NNU 4976 SPW33</b>	37
380	540	260	<b>FCD 76108260</b>	41
380	540	300	<b>FCD 76108300</b>	41
380	540	304	<b>FC 76108304</b>	40
380	540	340	<b>FC 76108340</b>	40
380	540	400	<b>FCD 76108400</b>	41
380	560	57	<b>16076 MA</b>	4
380	560	82	<b>6076 M</b>	4
380	560	135	<b>NN 3076 K/SPW33</b>	38

Dimension (mm) Dimensioni (mm)			Designation Sigla	Fig.
d	D	B		
380	560	135	<b>23076</b>	45
380	560	135	<b>23076 K</b>	46
380	560	180	<b>NNU 4076 KM/W33</b>	37
380	560	180	<b>NNU 4076 M/W33</b>	37
380	560	180	<b>24076</b>	45
380	560	180	<b>24076 K30</b>	46
380	560	300	<b>FCD 76112300</b>	41
380	560	325	<b>FCD 76112325</b>	41
380	600	132	<b>29376 M</b>	58
380	620	175	<b>NU 2276</b>	32
380	620	194	<b>23176</b>	45
380	620	194	<b>23176 K</b>	46
380	620	243	<b>NNU 4176 K30M</b>	37
380	620	243	<b>NNU 4176 M</b>	37
380	620	243	<b>24176</b>	45
380	620	243	<b>24176 K30</b>	46
380	670	175	<b>29476 M</b>	58
380	680	132	<b>QJ 1276</b>	22
380	680	240	<b>23276</b>	45
380	680	240	<b>23276 K</b>	46
380,10	480	50	<b>306/380.1</b>	43
381	82,55	29,37	<b>HM 801346/310</b>	43
381	497,425	49,212	<b>L865547/L865512</b>	43
381	522,288	85,725	<b>KLM565949/KLM565910</b>	43
384,175	546,10	104,775	<b>HM266449/HM266410</b>	43
385	510	110	<b>350550</b>	51
390	540	320	<b>FCD 78108320</b>	41
400	43		<b>HJ 1080</b>	36
400	480	65	<b>51180M</b>	51
400	500	46	<b>61880 MA</b>	4
400	500	60	<b>30680</b>	43
400	500	100	<b>NNU 4880 K/W33</b>	37
400	500	100	<b>NNU 4880/W33</b>	37
400	540	65	<b>61980 MA</b>	4
400	540	85	<b>29280 M</b>	58
400	540	90	<b>NU 1080</b>	32
400	540	106	<b>23980</b>	45
400	540	106	<b>23980 K</b>	46
400	540	140	<b>NNU 4980 K/SPW33</b>	37
400	540	140	<b>NNU 4980 SPW33</b>	37
400	550	300	<b>FC 80110300</b>	40
400	560	300	<b>FC 80112300</b>	40
400	560	410	<b>FCD 80112410</b>	41
400	590	440	<b>FCD 80114440</b>	41
400	600	90	<b>6080 M</b>	4
400	600	148	<b>NN 3080 K/SPW33</b>	38
400	600	148	<b>23080</b>	45
400	600	148	<b>23080 K</b>	46
400	600	200	<b>NNU 4080 K/W33</b>	37
400	600	200	<b>NNU 4080 W33</b>	37
400	600	200	<b>24080</b>	45
400	600	200	<b>24080 K30</b>	46
400	620	132	<b>29380 M</b>	58
400	650	200	<b>23180</b>	45
400	650	200	<b>23180 K</b>	46
400	650	250	<b>NNU 4180 K30M/W33</b>	37

Dimension (mm) Dimensioni (mm)			Designation Sigla	Fig.
d	D	B		
400	650	250	<b>NNU 4180 M/W33</b>	37
400	650	250	<b>24180</b>	45
400	650	250	<b>24180 K30</b>	46
400	710	185	<b>29480 M</b>	58
400	720	103	<b>7280 B</b>	17
400	720	256	<b>23280</b>	45
400	720	256	<b>23280 K</b>	46
400	750	130	<b>30680-1</b>	43
400	820	243	<b>22380</b>	45
400	820	243	<b>22380 K</b>	46
403,225	460,375	28,575	<b>LL566848/LL566810</b>	43
406,40	546,10	76,20	<b>KEE234160/K234215</b>	43
406,40	549,275	85,725	<b>LM567949/LM567910</b>	43
406,40	574,63	76,20	<b>EE285160/EE285226</b>	43
406,40	762	108,98	<b>H969249/H969210</b>	43
410	560	400	<b>FCDP 82112400</b>	42
410	600	440	<b>FCDP 82120440</b>	42
415,925	590,55	114,30	<b>M268749/M268710</b>	43
420	455	620	<b>351121C</b>	59
420	500	65	<b>51184 M</b>	51
420	520	46	<b>61884 MA</b>	4
420	520	100	<b>NNU 4884 K/W33</b>	37
420	520	100	<b>NNU 4884/W33</b>	37
420	560	65	<b>61984 MA</b>	4
420	560	65	<b>71984 B</b>	17
420	560	106	<b>23984</b>	45
420	560	106	<b>23984 K</b>	46
420	560	140	<b>NNU 4984 K/SPW33</b>	37
420	560	140	<b>NNU 4984 SPW33</b>	37
420	580	95	<b>29284 M</b>	58
420	580	130	<b>51284</b>	51
420	580	260	<b>FCD 84116260</b>	41
420	580	320	<b>FCD 84116320</b>	41
420	600	440	<b>FCD 84120440</b>	41
420	620	90	<b>6084 M</b>	4
420	620	90	<b>7084 B</b>	17
420	620	95	<b>31084</b>	43
420	620	95	<b>31084P5</b>	43
420	620	150	<b>NN 3084 K/SPW33</b>	38
420	620	150	<b>23084</b>	45
420	620	150	<b>23084 K</b>	46
420	620	200	<b>NNU 4084 KM/W33</b>	37
420	620	200	<b>NNU 4084 M/W33</b>	37
420	620	200	<b>24084</b>	45
420	620	200	<b>24084 K30</b>	46
420	650	90	<b>NU 1084</b>	32
420	650	140	<b>29384 M</b>	58
420	700	224	<b>23184</b>	45
420	700	224	<b>23184 K</b>	46
420	700	280	<b>NNU 4184/316275</b>	37
420	700	280	<b>24184</b>	45
420	700	280	<b>24184 K30</b>	46
420	730	185	<b>29484 M</b>	58
420	760	272	<b>23284</b>	45
420	760	272	<b>23284 K</b>	46
423	39,50		<b>HJ 1072</b>	36

Dimension (mm) Dimensioni (mm)			Designation Sigla	Fig.
d	D	B		
430,212	603,25	76,20	<b>EE241693/242375</b>	43
440	480	645	<b>353152</b>	59
440	520	65	<b>BD1B 634131</b>	51
440	540	31	<b>60888</b>	4
440	540	46	<b>61888 MA</b>	4
440	540	80	<b>51188M</b>	51
440	540	100	<b>NNU 4888 K/W33</b>	37
440	540	100	<b>NNU 4888/W33</b>	37
440	560	94	<b>NU 1088</b>	32
440	600	50	<b>60988</b>	4
440	600	74	<b>61988 MA</b>	4
440	600	74	<b>QJ 1988</b>	22
440	600	95	<b>29288 M</b>	58
440	600	118	<b>23988</b>	45
440	600	118	<b>23988 K</b>	46
440	600	130	<b>51288</b>	51
440	620	450	<b>FCDP 88124450</b>	42
440	650	94	<b>6088 M</b>	4
440	650	157	<b>23088</b>	45
440	650	157	<b>23088 K</b>	46
440	650	212	<b>NNU 4088 KM/W33</b>	37
440	650	212	<b>NNU 4088 M/W33</b>	37
440	650	212	<b>24088</b>	45
440	650	212	<b>24088 K30</b>	46
440	650	355	<b>FC 88130355</b>	40
440	660	340	<b>FC 88132340</b>	40
440	680	145	<b>29388 M</b>	58
440	720	226	<b>23188</b>	45
440	720	226	<b>23188 K</b>	46
440	720	280	<b>NNU 4188 K30M/W33</b>	37
440	720	280	<b>NNU 4188 M/W33</b>	37
440	720	280	<b>24188</b>	45
440	720	280	<b>24188 K30</b>	46
440	780	206	<b>29488 M</b>	58
440	790	280	<b>23288</b>	45
440	790	280	<b>23288 K</b>	46
443	39,50		<b>HJ 1068</b>	36
443	39,50		<b>HJ 1076</b>	36
447,625	635	120,65	<b>M270749/M270710</b>	43
450	480	645	<b>350916 D</b>	59
450	590	300	<b>FC 90114300</b>	40
457,20	573,09	74,61	<b>L570649/L570610</b>	43
457,20	603,25	85,725	<b>LM770949/LM770910</b>	43
457,20	615,95	85,725	<b>LM272235/LM272210</b>	43
457,20	660,40	91,28	<b>EE737181/737260</b>	43
460	560	80	<b>51192M</b>	51
460	560	100	<b>NU 1092</b>	32
460	580	37	<b>70892 A</b>	17
460	580	56	<b>61892 MA</b>	4
460	580	118	<b>NNU 4892 K/W33</b>	37
460	580	118	<b>NNU 4892/W33</b>	37
460	580	118	<b>24892</b>	45
460	580	118	<b>24892 K30</b>	46
460	600	212	<b>NU 2292</b>	32
460	620	72	<b>61992</b>	4
460	620	74	<b>61992 MA</b>	4

Dimension (mm) Dimensioni (mm)			Designation Sigla	Fig.
d	D	B		
460	620	95	<b>29292 M</b>	58
460	620	118	<b>23992</b>	45
460	620	118	<b>23992 K</b>	46
460	620	160	<b>NNU 4992 K/SPW33</b>	37
460	620	160	<b>NNU 4992 SPW33</b>	37
460	650	355	<b>FCD 92130355</b>	41
460	650	424	<b>FCD 92130424</b>	41
460	650	470	<b>FCD 92130470</b>	41
460	680	100	<b>6092 MB</b>	4
460	680	100	<b>7092 A</b>	17
460	680	100	<b>QJ 1092</b>	22
460	680	163	<b>NN 3092 K/SPW33</b>	38
460	680	163	<b>23092</b>	45
460	680	163	<b>23092 K</b>	46
460	680	165	<b>NU 1292</b>	32
460	680	218	<b>NNU 4092 KM/W33</b>	37
460	680	218	<b>NNU 4092 M/W33</b>	37
460	680	218	<b>24092</b>	45
460	680	218	<b>24092 K30</b>	46
460	680	400	<b>FC 92136400</b>	40
460	710	150	<b>29392 M</b>	58
460	760	240	<b>23192</b>	45
460	760	240	<b>23192 K</b>	46
460	760	300	<b>NNU 4192 K30M</b>	37
460	760	300	<b>NNU 4192 M</b>	37
460	760	300	<b>24192</b>	45
460	760	300	<b>24192 K30</b>	46
460	800	206	<b>29492 M</b>	58
460	830	296	<b>23292</b>	45
460	830	296	<b>23292 K</b>	46
460	860	210	<b>30692</b>	43
470	515	720	<b>353151</b>	59
480	580	80	<b>51196M</b>	51
480	600	56	<b>61896 MA</b>	4
480	600	90	<b>23896</b>	45
480	600	90	<b>23896 K</b>	46
480	620	100	<b>NU 1096</b>	32
480	650	78	<b>61996 MA</b>	4
480	650	103	<b>29296 M</b>	58
480	650	128	<b>23996</b>	45
480	650	128	<b>23996 K</b>	46
480	650	450	<b>FCD 96130450</b>	41
480	680	420	<b>FCD 96136420</b>	41
480	680	500	<b>FCDP 96136500</b>	42
480	700	100	<b>6096 MB</b>	4
480	700	165	<b>23096</b>	45
480	700	165	<b>23096 K</b>	46
480	700	218	<b>NNU 4096 KM/W33</b>	37
480	700	218	<b>NNU 4096 M/W33</b>	37
480	700	218	<b>24096</b>	45
480	700	218	<b>24096 K30</b>	46
480	730	150	<b>29396 M</b>	58
480	790	248	<b>23196</b>	45
480	790	248	<b>23196K</b>	46
480	790	308	<b>NNU 4196 K30M/W33</b>	37
480	790	308	<b>NNU 4196 M/W33</b>	37

Dimension (mm) Dimensioni (mm)			Designation Sigla	Fig.
d	D	B		
480	790	308	<b>24196</b>	45
480	790	308	<b>24196 K30</b>	46
480	850	224	<b>29496 M</b>	58
480	870	310	<b>23296</b>	45
480	870	310	<b>23296 K</b>	46
480	950	250	<b>30696</b>	43
482,60	634,87	80,962	<b>EE243190/243250</b>	43
488,95	634,873	84,138	<b>LM772748/LM772710</b>	43
490	43		<b>HJ 1084</b>	36
498,475	634,873	80,962	<b>EE243196/243250/HE</b>	43
500	600	80	<b>511/500M</b>	51
500	620	37	<b>608/500</b>	4
500	620	37	<b>708/500 A</b>	17
500	620	56	<b>618/500 MA</b>	4
500	620	90	<b>238/500</b>	45
500	620	90	<b>238/500 K</b>	46
500	650	100	<b>NU 10/500</b>	32
500	650	260	<b>FCD 100130260</b>	41
500	660	75	<b>619/500X3F1</b>	4
500	670	78	<b>619/500 MA</b>	4
500	670	103	<b>292/500 M</b>	58
500	670	128	<b>239/500</b>	45
500	670	128	<b>239/500 K</b>	46
500	670	170	<b>NUU 49/500 K/SPW33X</b>	37
500	670	170	<b>NUU 49/500 SPW33X</b>	37
500	670	450	<b>FCD 100132450</b>	41
500	680	185	<b>NU 12/500</b>	32
500	680	450	<b>FCD 100136450</b>	41
500	710	480	<b>FCDP 100142480</b>	42
500	720	100	<b>60/500 N1MAS</b>	4
500	720	110	<b>T2GB500</b>	43
500	720	167	<b>230/500</b>	45
500	720	167	<b>230/500 K</b>	46
500	720	218	<b>NUU 40/500 KM/W33</b>	37
500	720	218	<b>NUU 40/500 M/W33</b>	37
500	720	218	<b>240/500</b>	45
500	720	218	<b>240/500 K30</b>	46
500	720	400	<b>FC 100144400</b>	40
500	738	500	<b>FCD 100148500</b>	41
500	750	150	<b>293/500 M</b>	58
500	830	264	<b>231/500</b>	45
500	830	264	<b>231/500 K</b>	46
500	830	325	<b>NUU 41/500 K30M/W33</b>	37
500	830	325	<b>NUU 41/500 M/W33</b>	37
500	830	325	<b>241/500</b>	45
500	830	325	<b>241/500 K30</b>	46
500	870	224	<b>294/500 M</b>	58
500	920	336	<b>232/500</b>	45
500	920	336	<b>232/500 K</b>	46
510	680	500	<b>FCDP 102136500</b>	42
510	730	520	<b>FCD 102146520</b>	41
510	760	550	<b>FCDP 102152550</b>	42
512	45		<b>HJ 1088</b>	36
520,70	736,60	88,90	<b>EE982051/982900</b>	43
530	560	710	<b>351475 C</b>	59
530	590	36	<b>351794</b>	51

Dimension (mm) Dimensioni (mm)			Designation Sigla	Fig.
d	D	B		
530	640	85	<b>511/530M</b>	51
530	650	56	<b>618/530 MA</b>	4
530	650	118	<b>248/530</b>	45
530	650	118	<b>248/530 K30</b>	46
530	670	100	<b>318/530</b>	43
530	710	57	<b>609/530</b>	4
530	710	82	<b>619/530MA</b>	4
530	710	88	<b>319/530</b>	43
530	710	109	<b>292/530 M</b>	58
530	710	136	<b>239/530</b>	45
530	710	136	<b>239/530 K</b>	46
530	760	520	<b>FCDP 106152520</b>	42
530	780	11	<b>60/530 N1MAS</b>	4
530	780	112	<b>70/530 B</b>	17
530	780	112	<b>NU 10/530</b>	32
530	780	145	<b>NU 20/530</b>	32
530	780	185	<b>230/530</b>	45
530	780	185	<b>230/530 K</b>	46
530	780	250	<b>NUU 40/530 KM/W33</b>	37
530	780	250	<b>NUU 40/530 M/W33</b>	37
530	780	250	<b>240/530</b>	45
530	780	250	<b>240/530 K30</b>	46
530	780	500	<b>FCD 106156500</b>	41
530	780	570	<b>FCD 106156570</b>	41
530	800	160	<b>293/530 M</b>	58
530	870	272	<b>231/530</b>	45
530	870	272	<b>231/530 K</b>	46
530	870	335	<b>NUU 41/530 K30M/W33</b>	37
530	870	335	<b>NUU 41/530 M/W33</b>	37
530	870	335	<b>241/530</b>	45
530	870	335	<b>241/530 K30</b>	46
530	920	236	<b>294/530 M</b>	58
530	980	355	<b>232/530</b>	45
530	980	355	<b>232/530 K</b>	46
536,575	761,873	146,05	<b>M276449/M276410</b>	43
536,575	820	152	<b>306/536X4</b>	43
537	48		<b>HJ 1092</b>	36
539,75	635	50,80	<b>LL575349/LL575310</b>	43
545	635	65	<b>BD1B634141</b>	51
550	585	760	<b>350976 C</b>	59
550	740	510	<b>FCDP 110148510</b>	42
550	800	520	<b>FCDP 110160520</b>	42
557	48		<b>HJ 1096</b>	36
560	670	67	<b>591/560</b>	51
560	670	85	<b>511/560M</b>	51
560	680	37	<b>608/560</b>	4
560	680	56	<b>618/560 MA</b>	4
560	680	56	<b>718/560 A</b>	17
560	680	56	<b>NJ 18/560</b>	33
560	750	85	<b>619/560 MA</b>	4
560	750	85	<b>719/560 A</b>	17
560	750	115	<b>292/560 M</b>	58
560	750	140	<b>239/560</b>	45
560	750	140	<b>239/560 K</b>	46
560	800	600	<b>FCDP 112160600</b>	42
560	820	115	<b>60/560 N1MAS</b>	4

Dimension (mm) Dimensioni (mm)			Designation Sigla	Fig.
d	D	B		
560	820	115	NU 10/560	32
560	820	150	NU 20/560	32
560	820	195	230/560	45
560	820	195	230/560 K	46
560	820	258	NUU 40/560 KM/W33	37
560	820	258	NUU 40/560 M/W33	37
560	820	258	240/560	45
560	820	258	240/560 K30	46
560	820	315	FCDP 112164630	42
560	820	600	FCDP 112164600	42
560	820	630	FCDP 112164630H	42
560	920	280	231/560	45
560	920	280	231/560 K	46
560	920	355	NUU 41/560 K30M/W33X	37
560	920	355	NUU 41/560 M/W33	37
560	920	355	241/560	45
560	920	355	241/560 K30	46
560	980	250	294/560 M	58
560	1030	206	NU 12/560	32
560	1030	365	232/560	45
560	1030	365	232/560 K	46
560	1080	265	306/560	43
570	750	530	FC 114150530	40
570	800	514	FCDP 114160514	42
570	815	594	FCDP 114163594	42
577	48		HJ 10/500	36
580	780	520	FCDP 116156486	42
580	780	521	FCDP 116156486	42
580	780	558	FCDP 116156486	42
590	820	590	FCDP 118164590	42
600	670	910	350901 C	59
600	710	67	591/600	51
600	710	85	511/600M	51
600	730	42	608/600	4
600	730	42	708/600 A	17
600	730	60	618/600 MA	4
600	740	90	350534	51
600	800	90	619/600 MA	4
600	800	90	NUP 19/600	34
600	800	90	350769	51
600	800	118	NU 29/600	32
600	800	118	NUP 29/600	34
600	800	122	292/600 M	58
600	800	150	239/600	45
600	800	150	239/600 K	46
600	800	200	NUU 49/600 K/SPW33X	37
600	800	200	NUU 49/600 SPW33X	37
600	820	575	FCDP 120164575	42
600	870	118	60/600/HC	4
600	870	118	70/600 A	17
600	870	118	NU 10/600	32
600	870	155	NU 20/600	32
600	870	200	N 30/600 K	35
600	870	200	230/600	45
600	870	200	230/600 K	46
600	870	272	NUU 40/600 KM/W33	37

Dimension (mm) Dimensioni (mm)			Designation Sigla	Fig.
d	D	B		
600	870	272	NUU 40/600 M/W33	37
600	870	272	240/600	45
600	870	272	240/600 K30	46
600	870	540	FCDP 120174540	42
600	870	640	FCDP 120174640	42
600	900	180	293/600 M	58
600	980	300	231/600	45
600	980	300	231/600 K	46
600	980	375	NUU 41/600 K30M/W33	37
600	980	375	NUU 41/600 M/W33	37
600	980	375	241/600	45
600	980	375	241/600 K30	46
600	1030	258	294/600 M	58
600	1090	155	NU 12/600	32
600	1090	388	232/600	45
600	1090	388	232/600 K	46
607,72	787,40	93,662	EE649239/649310	43
609,60	787,40	93,662	EE649240/649310	43
630	750	95	511/630M	51
630	780	48	608/630	4
630	780	69	618/630 MA	4
630	780	88	NU 28/630	32
630	780	112	238/630	45
630	780	112	238/630 K	46
630	800	360	FCD 126160360	41
630	850	71	609/630	4
630	850	100	619/630 N1MA	4
630	850	132	329/630	43
630	850	132	292/630 M	58
630	850	165	239/630	45
630	850	165	239/630 K	46
630	850	436	FCD 126170436	41
630	920	128	60/630 N1MAS	4
630	920	128	NU 10/630	32
630	920	134	306/630	43
630	920	135	T3GB630	43
630	920	170	NU 20/630	32
630	920	212	NU 30/630	32
630	920	212	230/630	45
630	920	212	230/630 K	46
630	920	290	NUU 40/630 KM/W33	37
630	920	290	NUU 40/630 M/W33	37
630	920	290	240/630	45
630	920	290	240/630 K30	46
630	920	515	FCD 126184515	41
630	950	190	293/630 M	58
630	1030	315	231/630	45
630	1030	315	231/630 K	46
630	1030	400	NUU 41/630 K30M/W33	37
630	1030	400	NUU 41/630 M/W33	37
630	1030	400	241/630	45
630	1030	400	241/630 K30	46
630	1090	280	294/630 M	58
630	1150	230	NU 12/630	32
635	736,60	57,15	80780/80720	43
640	700	55	350015	51

Dimension (mm) Dimensioni (mm)			Designation Sigla	Fig.
d	D	B		
640	880	600	<b>FCDP 128176600</b>	42
648	53		<b>HJ 10/560</b>	36
650	900	650	<b>FCDP 130180650</b>	42
650	920	670	<b>FCDP 130184670</b>	42
650	920	690	<b>FCDP 130184690</b>	42
660	820	440	<b>FCD 132164440</b>	41
660	880	450	<b>FCD 132176450</b>	41
660,40	812,80	95,25	<b>L281147/L281110</b>	43
660,40	939,80	136,525	<b>306/660.4</b>	43
660,40	1000	152,40	<b>306/660.4-1</b>	43
670	705	900	<b>351761 A</b>	59
670	800	78	<b>591/670</b>	51
670	800	105	<b>511/670 M</b>	51
670	820	69	<b>618/670 MA</b>	4
670	820	69	<b>NU 18/670</b>	32
670	820	112	<b>238/670</b>	45
670	820	112	<b>238/670 K</b>	46
670	820	150	<b>248/670</b>	45
670	900	103	<b>619/670 MA</b>	4
670	900	103	<b>NU 19/670</b>	32
670	900	140	<b>292/670 M</b>	58
670	900	170	<b>239/670</b>	45
670	900	170	<b>239/670 K</b>	46
670	900	230	<b>NU 49/670 K/SPW33X</b>	37
670	900	230	<b>NU 49/670 SPW33X</b>	37
670	980	136	<b>60/670 N1MAS</b>	4
670	980	136	<b>70/670 A</b>	17
670	980	136	<b>NU 10/670</b>	32
670	980	180	<b>NU 20/670</b>	32
670	980	230	<b>NU 30/670</b>	32
670	980	230	<b>N 30/670 K</b>	35
670	980	230	<b>230/670</b>	45
670	980	230	<b>230/670 K</b>	46
670	980	308	<b>NU 40/670 KM/W33</b>	37
670	980	308	<b>NU 40/670 M/W33</b>	37
670	980	308	<b>240/670</b>	45
670	980	308	<b>240/670 K30</b>	46
670	1090	336	<b>231/670</b>	45
670	1090	336	<b>231/670K</b>	46
670	1090	412	<b>NU 41/670 K30M/W33</b>	37
670	1090	412	<b>NU 41/670 M/W33</b>	37
670	1090	412	<b>241/670</b>	45
670	1090	412	<b>241/670 K30</b>	46
670	1150	290	<b>294/670 M</b>	58
670	1220	438	<b>232/670</b>	45
670	1220	438	<b>232/670 K</b>	46
679,45	901,70	142,875	<b>LL281849/LL281810</b>	43
680	1000	190	<b>306/680</b>	43
680	1020	680	<b>FCDP 136204680</b>	42
682,625	965,20	185,738	<b>306/682 X4-2</b>	43
682,625	1080	200	<b>306/682 X4-3</b>	43
685,80	876,30	93,662	<b>EE655270/655345</b>	43
690	980	715	<b>FCDP 138196715</b>	42
690	980	750	<b>FCDP 138196750</b>	42
695	55		<b>HJ 10/600</b>	36
700	930	620	<b>FCDP 140186620</b>	42

Dimension (mm) Dimensioni (mm)			Designation Sigla	Fig.
d	D	B		
700	980	700	<b>FCDP 140196700</b>	42
700	1000	710	<b>FCDP 140200710</b>	42
710	870	74	<b>618/710 MA</b>	4
710	870	74	<b>NU 18/710</b>	32
710	870	95	<b>N 28/710</b>	35
710	870	118	<b>238/710</b>	45
710	950	78	<b>609/710</b>	4
710	950	106	<b>619/710 MA</b>	4
710	950	106	<b>719/710 AC</b>	17
710	950	114	<b>319/710</b>	43
710	950	180	<b>239/710</b>	45
710	950	180	<b>239/710 K</b>	46
710	950	243	<b>249/710</b>	45
710	950	243	<b>249/710 K30</b>	46
710	1020	710	<b>FCDP 142204710</b>	42
710	1030	140	<b>60/710 MA</b>	4
710	1030	140	<b>NU 10/710</b>	32
710	1030	185	<b>NU 20/710</b>	32
710	1030	236	<b>230/710</b>	45
710	1030	236	<b>230/710 K</b>	46
710	1030	315	<b>NU 40/710 KM/W33</b>	37
710	1030	315	<b>NU 40/710 M/W33</b>	37
710	1030	315	<b>240/710</b>	45
710	1030	315	<b>240/710 K30</b>	46
710	1060	212	<b>293/710 M</b>	58
710	1150	345	<b>231/710</b>	45
710	1150	345	<b>231/710 K</b>	46
710	1150	438	<b>NU 41/710 K30M/W33</b>	37
710	1150	438	<b>NU 41/710 M/W33</b>	37
710	1150	438	<b>241/710</b>	45
710	1150	438	<b>241/710 K30</b>	46
710	1220	308	<b>294/710 M</b>	58
710	1280	450	<b>232/710</b>	45
710	1280	450	<b>232/710 K</b>	46
711,20	939,80	120,65	<b>306/711.2</b>	43
723,90	914,40	84,137	<b>EE755285/755360</b>	43
725	1000	700	<b>FCDP 145200700</b>	42
730	850	85	<b>350627 A</b>	51
730	960	620	<b>FCDP 146192620</b>	42
730	1030	750	<b>FCDP 146206750</b>	42
749,30	990,60	159,50	<b>L283649/L283610</b>	43
750	900	90	<b>591/750</b>	51
750	900	120	<b>511/750</b>	51
750	920	78	<b>618/750 MA</b>	4
750	920	78	<b>718/750 A</b>	17
750	920	128	<b>238/750</b>	45
750	920	128	<b>238/750 K</b>	46
750	920	170	<b>NU 48/750 K30/H1W33</b>	37
750	920	170	<b>NU 48/750/H1W33</b>	37
750	1000	112	<b>619/750 MA</b>	4
750	1000	150	<b>292/750 M</b>	58
750	1000	185	<b>239/750</b>	45
750	1000	185	<b>239/750 K</b>	46
750	1000	250	<b>249/750</b>	45
750	1000	250	<b>249/750 K30</b>	46
750	1000	670	<b>FCDP 150200670</b>	42

Dimension (mm) Dimensioni (mm)			Designation Sigla	Fig.
d	D	B		
750	1080	665	<b>FCDP 150216650</b>	42
750	1090	150	<b>60/750</b>	4
750	1090	150	<b>NU 10/750</b>	32
750	1090	195	<b>NU 20/750</b>	32
750	1090	250	<b>230/750</b>	45
750	1090	250	<b>230/750 K</b>	46
750	1090	335	<b>NNU 40/750 KM/W33</b>	37
750	1090	335	<b>NNU 40/750 M/W33</b>	37
750	1090	335	<b>240/750</b>	45
750	1090	335	<b>240/750 K30</b>	46
750	1090	750	<b>FCDP 150218750</b>	42
750	1120	224	<b>293/750 M</b>	58
750	1133	670	<b>FCDP 150226670</b>	42
750	1220	365	<b>231/750</b>	45
750	1220	365	<b>231/750 K</b>	46
750	1220	475	<b>NNU 41/750 K30M/W33</b>	37
750	1220	475	<b>NNU 41/750 M/W33</b>	37
750	1220	475	<b>241/750</b>	45
750	1220	475	<b>241/750 K30</b>	46
750	1280	315	<b>294/750 M</b>	58
750	1360	475	<b>232/750</b>	45
750	1360	475	<b>232/750 K</b>	46
759,925	889	69,85	<b>LL483488/LL483418</b>	43
760	889	88,90	<b>L183448/L183410</b>	43
760	890	78	<b>306/760</b>	43
760	1015	700	<b>FCDP 152203700</b>	42
760	1030	750	<b>FCDP 152206750</b>	42
760	1080	790	<b>FCDP 152216790</b>	42
760	1080	805	<b>FCDP 152216790</b>	42
762	889	88,90	<b>L183449/L183410</b>	43
774,70	965,20	93,662	<b>EE752305/752380</b>	43
780	1070	780	<b>FCDP 156214780</b>	42
800	950	90	<b>591/800/351589 A</b>	51
800	980	57	<b>608/800</b>	4
800	980	82	<b>618/800 MA</b>	4
800	980	180	<b>248/800</b>	45
800	980	180	<b>248/800 K30</b>	46
800	1060	115	<b>619/800 MA</b>	4
800	1060	150	<b>NU 29/800</b>	32
800	1060	155	<b>292/800 M</b>	58
800	1060	195	<b>239/800</b>	45
800	1060	195	<b>239/800 K</b>	46
800	1060	258	<b>249/800</b>	45
800	1060	258	<b>249/800 K30</b>	46
800	1080	700	<b>FCDP 160216700</b>	42
800	1080	750	<b>FCDP 160216750</b>	42
800	1150	155	<b>60/800 N1MAS</b>	4
800	1150	200	<b>NU 20/800</b>	32
800	1150	258	<b>230/800</b>	45
800	1150	258	<b>230/800 K</b>	46
800	1150	345	<b>NNU 40/800 KM/W33</b>	37
800	1150	345	<b>NNU 40/800 M/W33</b>	37
800	1150	345	<b>240/800</b>	45
800	1150	345	<b>240/800 K30</b>	46
800	1180	230	<b>293/800 M</b>	58
800	1280	375	<b>231/800</b>	45

Dimension (mm) Dimensioni (mm)			Designation Sigla	Fig.
d	D	B		
800	1280	375	<b>231/800 K</b>	46
800	1280	475	<b>NNU 41/800 K30M/W33</b>	37
800	1280	475	<b>NNU 41/800 M/W33</b>	37
800	1280	475	<b>241/800</b>	45
800	1280	475	<b>241/800 K30</b>	46
800	1360	335	<b>294/800 M</b>	58
801,688	914,40	58,738	<b>LL584449/LL584410</b>	43
820	1130	800	<b>FCDP 164226800</b>	42
820	1160	840	<b>FCDP 164232840</b>	42
838,20	1041,40	93,662	<b>EE763330/763410</b>	43
840	1160	840	<b>FCDP 168232840</b>	42
850	1000	90	<b>591/850</b>	51
850	1030	57	<b>608/850</b>	4
850	1030	82	<b>618/850 MA</b>	4
850	1030	90	<b>318/850</b>	43
850	1030	106	<b>NU 28/850</b>	32
850	1030	136	<b>238/850</b>	45
850	1030	136	<b>238/850 K</b>	46
850	1120	118	<b>619/850</b>	4
850	1120	118	<b>NU 19/850</b>	32
850	1120	118	<b>NJ 19/850</b>	33
850	1120	155	<b>NU 29/850</b>	32
850	1120	155	<b>N 29/850</b>	35
850	1120	160	<b>292/850 M</b>	58
850	1120	200	<b>239/850</b>	45
850	1120	200	<b>239/850 K</b>	46
850	1120	272	<b>249/850</b>	45
850	1120	272	<b>249/850 K30</b>	46
850	1150	840	<b>FCDP 170230840</b>	42
850	1180	650	<b>FCDP 170236650</b>	42
850	1180	850	<b>FCDP 170236850</b>	42
850	1180	875	<b>FCDP 170236850</b>	42
850	1220	165	<b>60/850</b>	4
850	1220	272	<b>230/850</b>	45
850	1220	272	<b>230/850 K</b>	46
850	1220	365	<b>NNU 40/850 KM/W33</b>	37
850	1220	365	<b>NNU 40/850 M/W33</b>	37
850	1220	365	<b>240/850</b>	45
850	1220	365	<b>240/850 K30</b>	46
850	1360	400	<b>231/850</b>	45
850	1360	400	<b>231/850 K</b>	46
850	1360	500	<b>NNU 41/850 K30M/W33</b>	37
850	1360	500	<b>NNU 41/850 M/W33</b>	37
850	1360	500	<b>241/850</b>	45
850	1360	500	<b>241/850 K30</b>	46
850	1440	354	<b>294/850 M</b>	58
860	1140	750	<b>FCDP 172228750</b>	42
860	1160	735	<b>FCDP 172232710</b>	42
880	1140	80	<b>FCDP 176228800</b>	42
900	960	1180	<b>353002</b>	59
900	1090	85	<b>618/900 MA</b>	4
900	1090	85	<b>NU 18/900</b>	32
900	1090	112	<b>N 28/900</b>	35
900	1090	190	<b>248/900</b>	45
900	1090	190	<b>248/900 K30</b>	46
900	1180	122	<b>619/900</b>	4

Dimension (mm) Dimensioni (mm)			Designation Sigla	Fig.
d	D	B		
900	1180	122	NU 19/900 M	32
900	1180	122	T3GB900	43
900	1180	165	NU 29/900	32
900	1180	206	239/900	45
900	1180	206	239/900 K	46
900	1220	840	FCDP 180244840	42
900	1280	170	60/900	4
900	1280	190	306/900	43
900	1280	280	230/900	45
900	1280	280	230/900 K	46
900	1280	375	NUU 40/900 KM/W33	37
900	1280	375	NUU 40/900 M/W33	37
900	1280	375	240/900	45
900	1280	375	240/900 K30	46
900	1280	780	FCDP 180256780	42
900	1280	930	FCDP 180256930	42
900	1280	1050	FCDP 180256840	42
900	1420	515	NUU 41/900 K30M/W33	37
900	1420	515	NUU 41/900 M/W33	37
900	1420	515	241/900	45
900	1420	515	241/900 K30	46
900	1520	372	294/900 M	58
920	1280	815	FCDP 184256800	42
920	1280	865	FCDP 184256850	42
920	1300	975	FCDP 184268950	42
928	1060	92	JL286948H/JL286910	43
930	1060	92	JL286949H/JL286910	43
950	1120	103	591/950	51
950	1150	90	618/950 F1	4
950	1250	132	619/950	4
950	1250	175	NU 29/950	32
950	1250	180	292/950 M	58
950	1250	224	239/950	45
950	1250	224	239/950 K	46
950	1250	300	249/950	45
950	1250	300	249/950 K30	46
950	1300	850	FCDP 190260850	42
950	1360	180	60/950	4
950	1360	300	230/950	45
950	1360	300	230/950 K	46
950	1360	412	NUU 40/950 KM/W33	37
950	1360	412	NUU 40/950 M/W33	37
950	1360	412	240/950	45
950	1360	412	240/950 K30	46
950	1360	975	FCDP 190272975	42
950	1360	1000	FCDP 1902721000	42
950	1500	545	NUU 41/950 K30M/W33	37
950	1500	545	NUU 41/950 M/W33	37
950	1500	545	241/950	45
950	1500	545	241/950 K30	46
950	1600	390	294/950 M	58
977,90	1130,30	66,68	LL687949/LL687910	43
980	1120	120	BD1B 351883	51
980	1310	880	FCDP 196262880	42
1000	1180	109	591/1000/351395	51
1000	1220	71	608/1000	4

Dimension (mm) Dimensioni (mm)			Designation Sigla	Fig.
d	D	B		
1000	1220	100	618/1000 MA	4
1000	1220	100	NU 18/1000	32
1000	1220	165	238/1000	45
1000	1220	165	238/1000 K	46
1000	1320	103	609/1000	4
1000	1320	140	619/1000	4
1000	1320	185	NU 29/1000	32
1000	1320	315	NN 49/1000 K/W33X	37
1000	1320	315	NN 49/1000/W33X	37
1000	1320	315	249/1000	45
1000	1320	315	249/1000 K30	46
1000	1360	800	FCDP 200272800	42
1000	1420	185	60/1000	4
1000	1420	210	306/1000	43
1000	1420	308	230/1000	45
1000	1420	308	230/1000 K	46
1000	1420	412	NUU 40/1000 KM/W33	37
1000	1420	412	NUU 40/1000 M/W33	37
1000	1420	412	240/1000	45
1000	1420	412	240/1000 K30	46
1000	1580	462	231/1000	45
1000	1580	462	231/1000 K	46
1000	1580	580	NUU 41/1000 K30M/W33	37
1000	1580	580	NUU 41/1000 M/W33	37
1000	1580	580	241/1000	45
1000	1580	580	241/1000 K30	46
1000	1670	402	294/1000 M	58
1016	1270	101,60	EE168400/168500	43
1030	1380	850	FCDP 206276850	42
1040	1440	1000	FCDP 2082881000	42
1060	1280	100	618/1060 MA	4
1060	1280	128	N 28/1060	35
1060	1280	165	238/1060	45
1060	1280	165	238/1060 K	46
1060	1280	218	248/1060	45
1060	1280	218	248/1060 K	46
1060	1400	150	619/1060	4
1060	1400	195	NU 29/1060 M	32
1060	1400	206	292/1060 M	58
1060	1400	250	NU 39/1060 M	32
1060	1400	250	239/1060	45
1060	1400	250	239/1060 K	46
1060	1400	335	249/1060	45
1060	1400	335	249/1060 K	46
1060	1500	195	60/1060	4
1060	1500	325	230/1060	45
1060	1500	325	230/1060 K	46
1060	1500	438	240/1060	45
1060	1500	438	240/1060 K	46
1060	1660	600	NUU 41/1060 K30M/W33	37
1060	1660	600	NUU 41/1060 M/W33	37
1060	1770	426	294/1060 M	58
1120	1360	106	618/1120 MA	4
1120	1360	140	N 28/1120	35
1120	1360	243	248/1120	45
1120	1360	243	248/1120 K	46

Dimension (mm) Dimensioni (mm)			Designation Sigla	Fig.
d	D	B		
1120	1460	150	<b>619/1120</b>	4
1120	1460	335	<b>249/1120</b>	45
1120	1460	335	<b>249/1120 K</b>	46
1120	1580	200	<b>60/1120</b>	4
1120	1580	345	<b>NU 30/1120</b>	32
1120	1580	462	<b>240/1120</b>	45
1120	1580	462	<b>240/1120 K</b>	46
1120	1750	630	<b>NNU 41/1120 K30M/W33</b>	37
1120	1750	630	<b>NNU 41/1120 M/W33</b>	37
1180	1420	106	<b>618/1180 MB</b>	4
1180	1420	106	<b>NJ 18/1180</b>	33
1180	1420	180	<b>238/1180</b>	45
1180	1420	180	<b>238/1180 K</b>	46
1180	1420	243	<b>248/1180</b>	45
1180	1420	243	<b>248/1180 K</b>	46
1180	1520	206	<b>292/1180 M</b>	58
1180	1540	160	<b>619/1180</b>	4
1180	1540	206	<b>NU 29/1180</b>	32
1180	1540	272	<b>N 39/1180</b>	35
1180	1540	272	<b>239/1180</b>	45
1180	1540	272	<b>239/1180 K</b>	46
1180	1540	355	<b>249/1180</b>	45
1180	1540	355	<b>249/1180 K</b>	46
1180	1850	670	<b>NNU 41/1180 K30M/W33</b>	37
1180	1850	670	<b>NNU 41/1180 M/W33</b>	37
1200	1590	1050	<b>FCDP 2403181050</b>	42
1250	1500	112	<b>618/1250</b>	4
1250	1500	150	<b>351006 A</b>	51
1250	1750	290	<b>N 20/1250</b>	35
1250	1750	375	<b>230/1250</b>	45
1250	1750	375	<b>230/1250 K</b>	46
1250	1800	330	<b>293/1250 M</b>	58
1250	1950	710	<b>NNU 41/1250 K30M/W33</b>	37
1250	1950	710	<b>NNU 41/1250 M/W33</b>	37
1270	1465	73	<b>306/1270</b>	43
1270	1465	100	<b>306/1270-1</b>	43
1280	1560	150	<b>66/1280 F1</b>	4
1300	1655	890	<b>FCDP 260331880</b>	42
1320	1600	122	<b>618/1320 F3</b>	4
1320	1600	122	<b>NU 18/1320</b>	32
1320	1600	280	<b>248/1320</b>	45
1320	1600	280	<b>248/1320 K</b>	46
1320	1720	128	<b>609/1320</b>	4
1320	1720	230	<b>NU 29/1320</b>	32
1320	1720	300	<b>N 39/1320</b>	35
1320	1720	400	<b>NN 49/1320 K/W33</b>	37
1320	1720	400	<b>NN 49/1320 W33</b>	37
1320	1720	400	<b>249/1320</b>	45
1320	1720	400	<b>249/1320 K</b>	46
1320	1850	400	<b>N 30/1320</b>	35
1320	2060	750	<b>NNU 41/1320 K30M/W33</b>	37
1320	2060	750	<b>NNU 41/1320 M/W33</b>	37
1350	1765	1360	<b>FCDP 2703531360</b>	42
1380	1540	130	<b>BD1B 351890 A</b>	51
1400	1630	180	<b>511/1400</b>	51
1400	1700	132	<b>618/1400</b>	4

Dimension (mm) Dimensioni (mm)			Designation Sigla	Fig.
d	D	B		
1400	1780	1200	<b>FCDP 2703561200</b>	42
1400	1820	185	<b>619/1400</b>	4
1400	1900	1360	<b>FCDP 2703801360</b>	42
1400	2180	775	<b>NNU 41/1400 K30M/W33</b>	37
1400	2180	775	<b>NNU 41/1400 M/W33</b>	37
1420	1620	100	<b>351346 B</b>	51
1500	1820	140	<b>618/1500 MB</b>	4
1500	1820	140	<b>NU 18/1500</b>	32
1500	1820	315	<b>248/1500</b>	45
1500	1820	315	<b>248/1500 K</b>	46
1500	1950	195	<b>619/1500</b>	4
1500	2300	800	<b>NNU 41/1500 K30M/W33</b>	37
1500	2300	800	<b>NNU 41/1500 M/W33</b>	37
1600	1950	155	<b>618/1600</b>	4
1600	2060	200	<b>619/1600</b>	4
1600	2280	408	<b>293/1600 M</b>	58
1700	2060	160	<b>618/1700</b>	4
1700	2060	160	<b>NU 18/1700</b>	32
1700	2180	212	<b>619/1700</b>	4
1800	1950	120	<b>510/1800</b>	51
1800	2180	375	<b>248/1800</b>	45
1800	2180	375	<b>248/1800 K</b>	46
1900	2300	175	<b>N 18/1900</b>	35

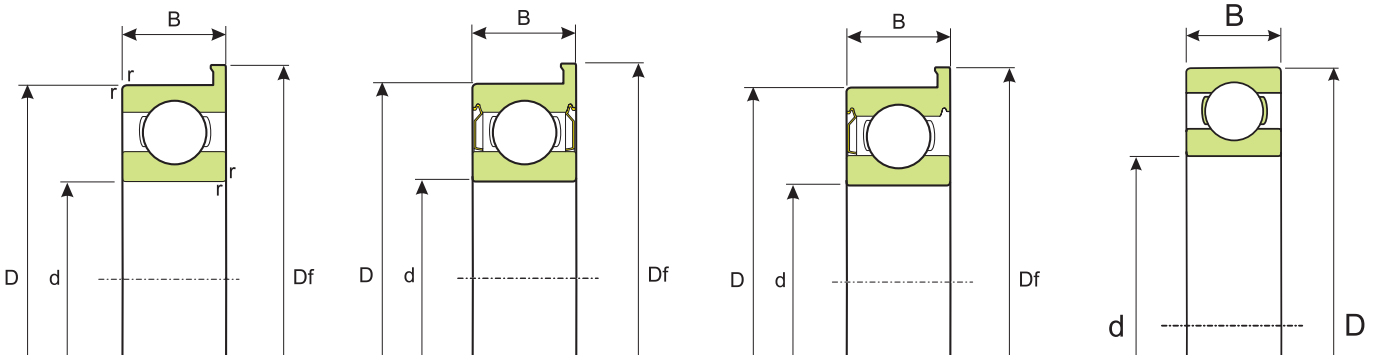


Fig.1

Fig.2

Fig.3

Fig.4

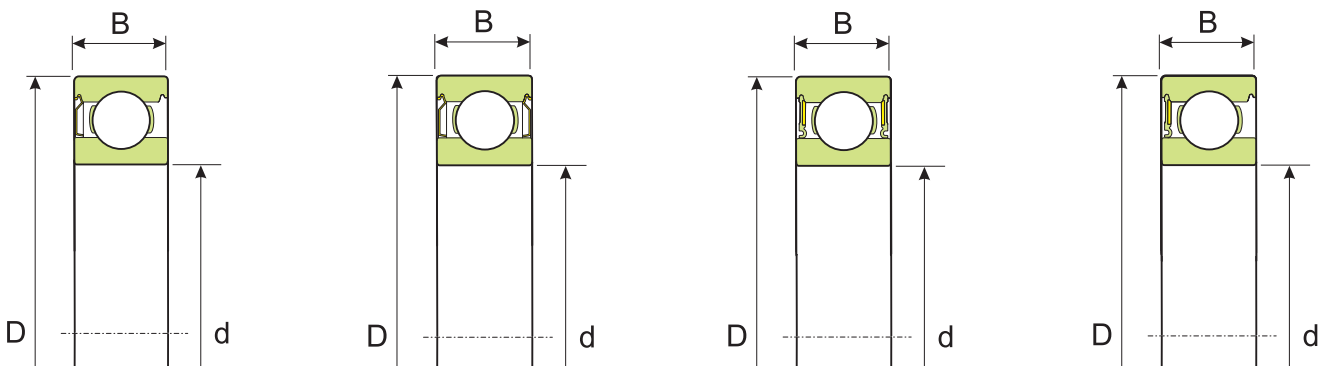


Fig.5

Fig.6

Fig.7

Fig.8

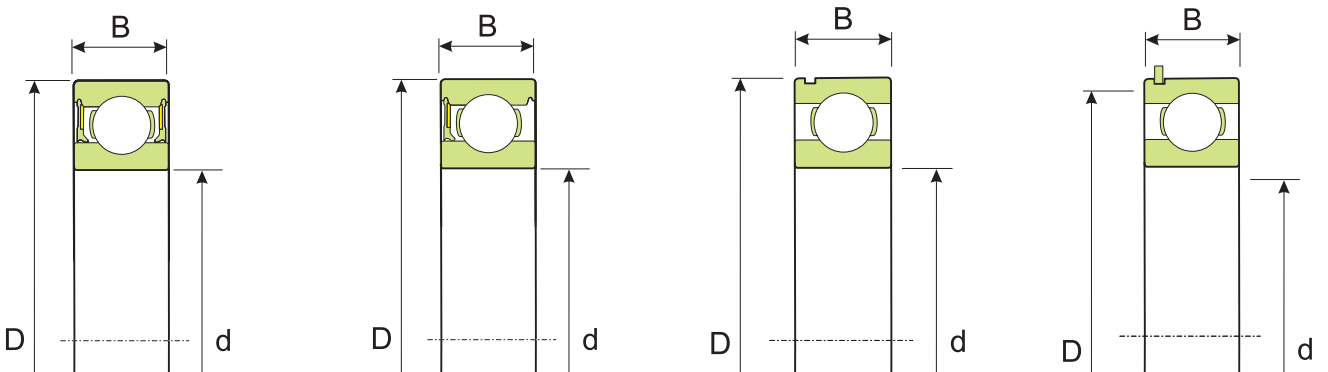


Fig.9

Fig.10

Fig.11

Fig.12

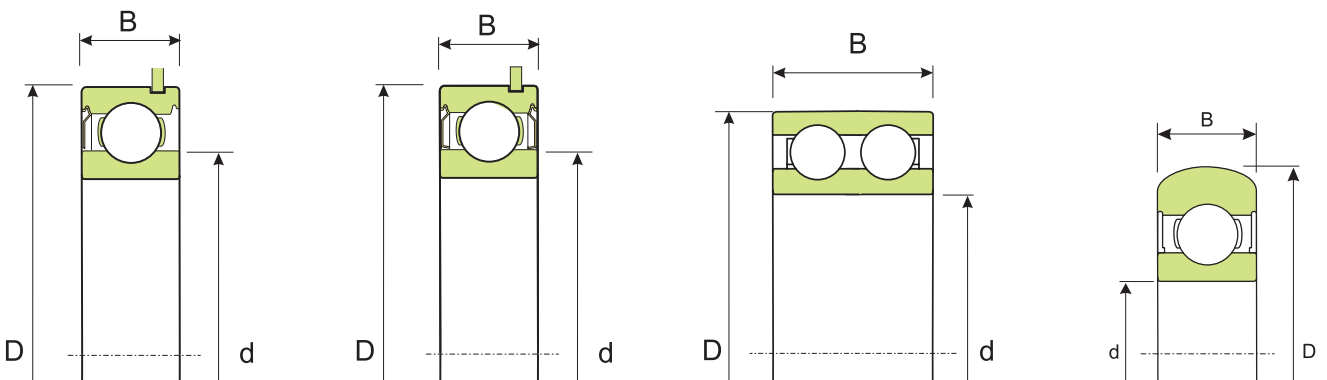


Fig.13

Fig.14

Fig.15

Fig.16

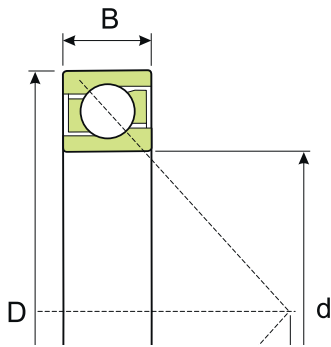


Fig.17

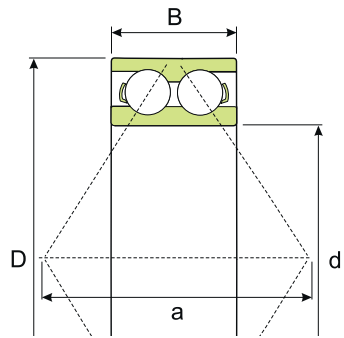


Fig.18

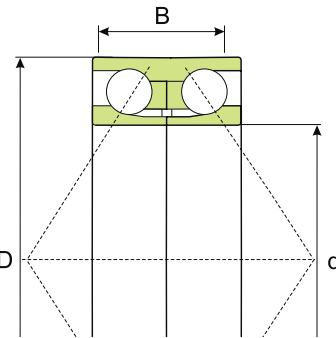


Fig.19

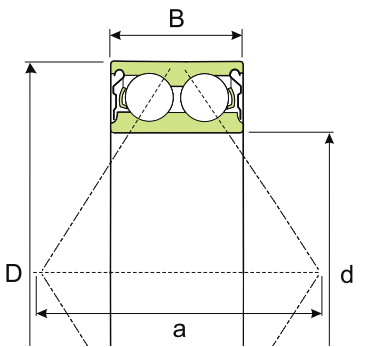


Fig.20

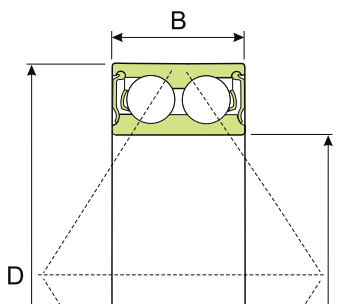


Fig.21

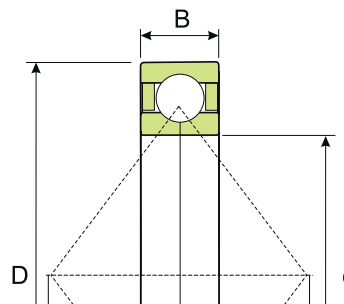


Fig.22

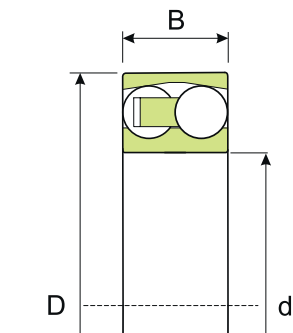


Fig.23

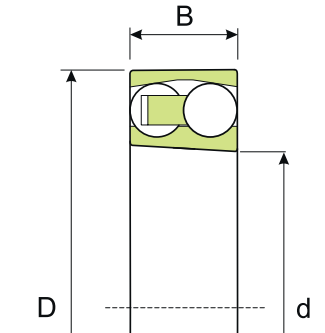


Fig.24

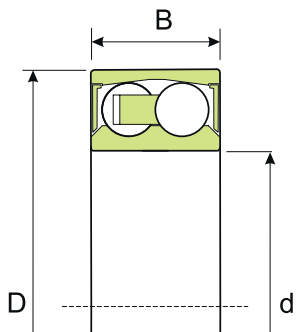


Fig.25

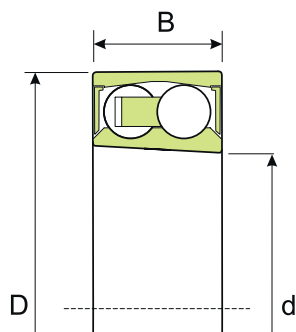


Fig.26

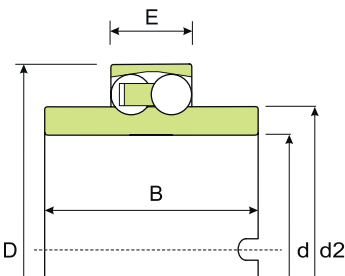


Fig.27

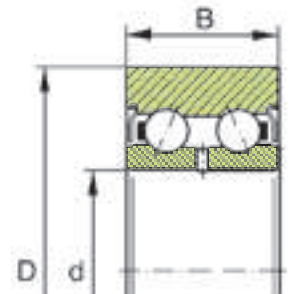


Fig.28

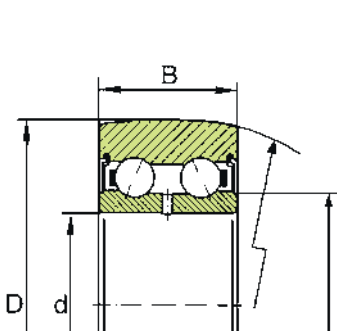


Fig.29

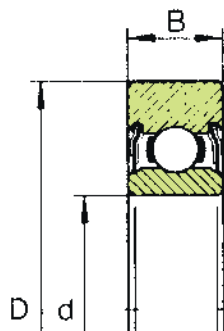


Fig.30

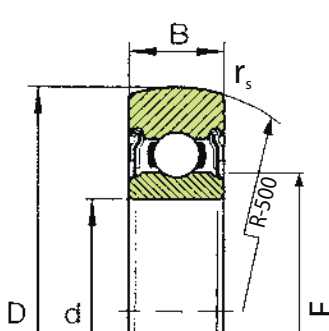


Fig.31

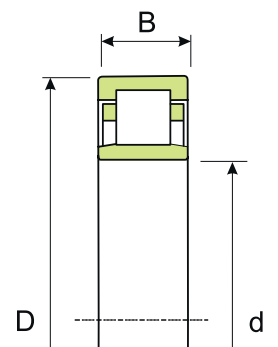


Fig.32

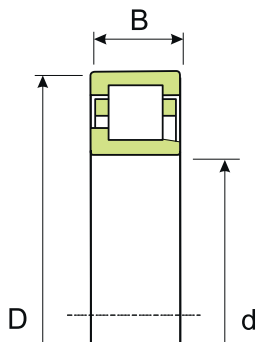


Fig.33

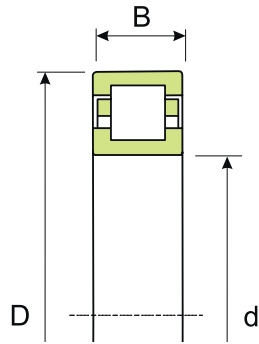


Fig.34

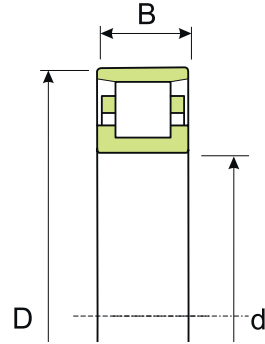


Fig.35

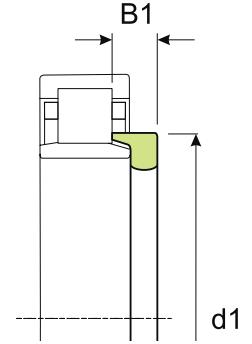


Fig.36

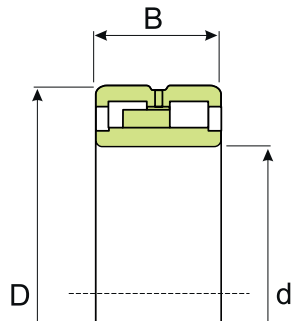


Fig.37

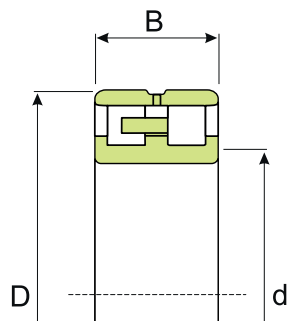


Fig.38

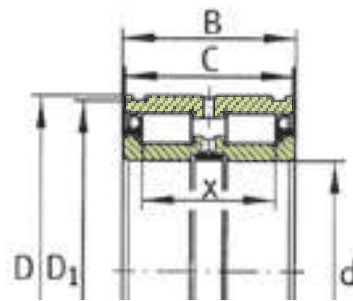


Fig.39

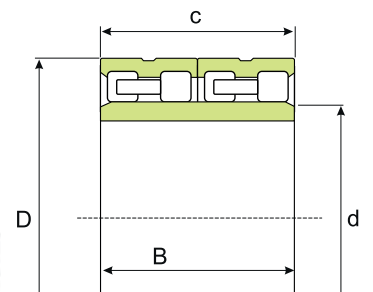


Fig.40

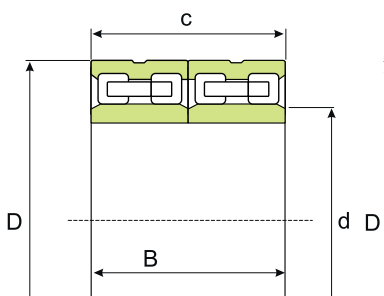


Fig.41

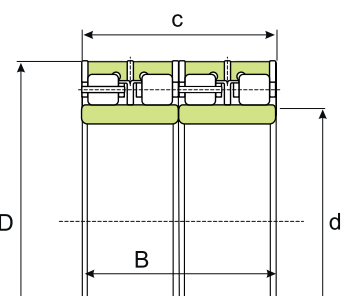


Fig.42

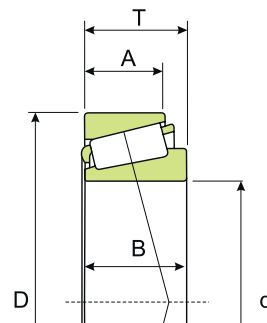


Fig.43

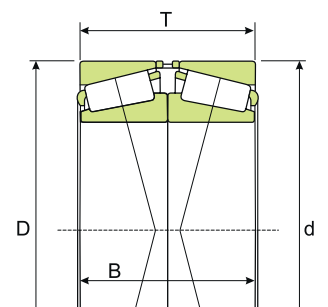


Fig.44

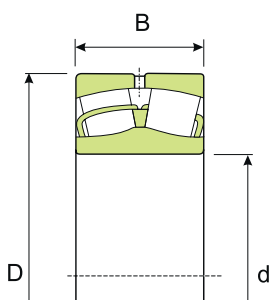


Fig.45

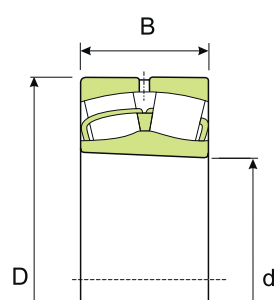


Fig.46

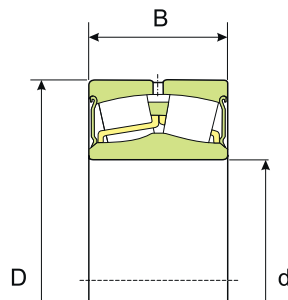


Fig.47

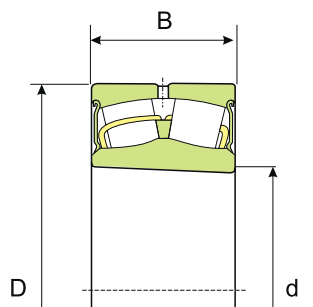


Fig.48

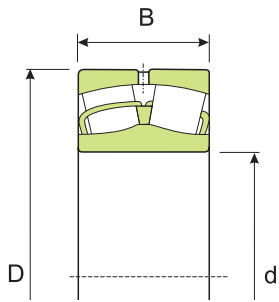


Fig.49

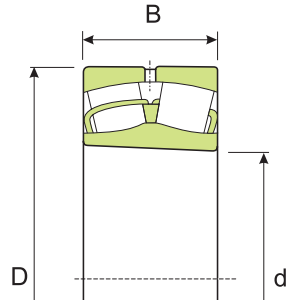


Fig.50

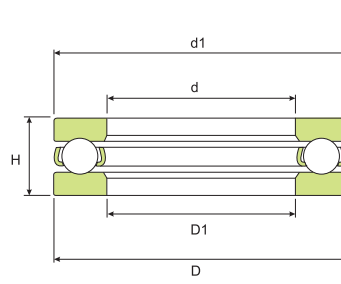


Fig.51

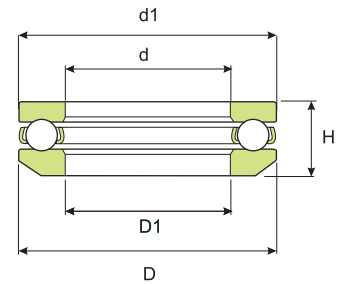


Fig.51

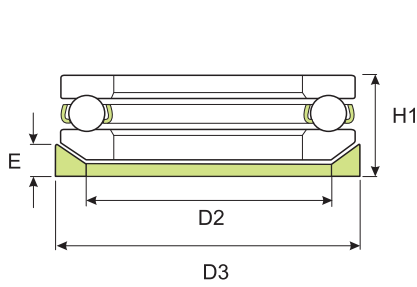


Fig.53

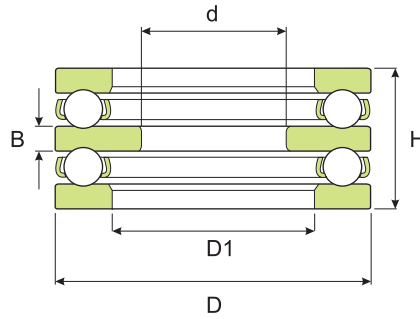


Fig.54

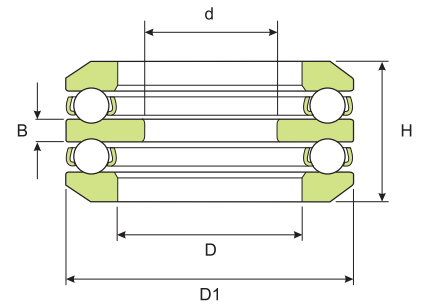


Fig.55

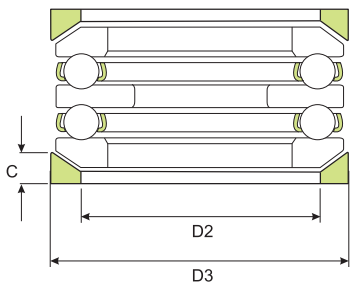


Fig.56

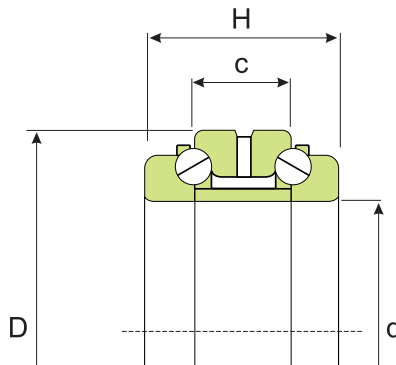


Fig.57

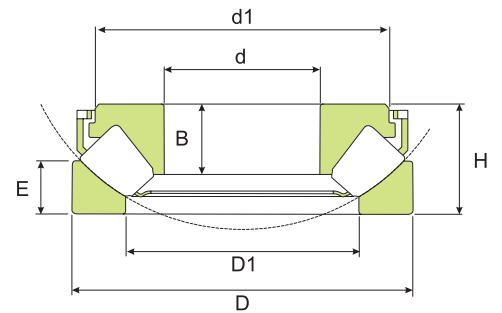


Fig.58

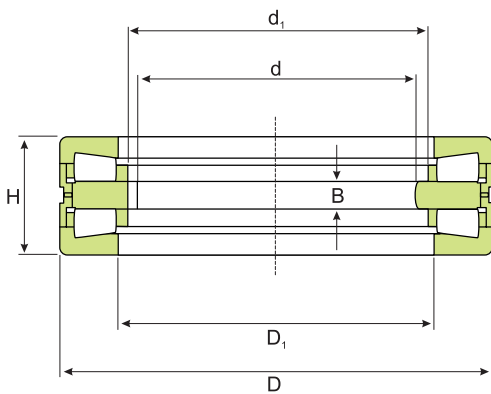


Fig.59

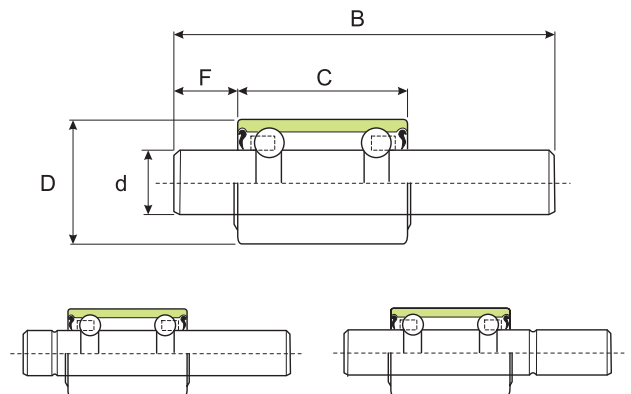



Fig.60



**COMBINED NEEDLE ROLLER BEARINGS**  
*CUSCINETTI COMBINATI A RULLINI*



811../812../ 893../894..	=	K	+	GS	+	WS
811 02 TN	=	K811 02 TN	+	GS811 02	+	WS811 02
811 03 TN	=	K811 03 TN	+	GS811 03	+	WS811 03
811 04 TN	=	K811 04 TN	+	GS811 04	+	WS811 04
811 05 TN	=	K811 05 TN	+	GS811 05	+	WS811 05
811 06 TN	=	K811 06 TN	+	GS811 06	+	WS811 06
811 07 TN	=	K811 07 TN	+	GS811 07	+	WS811 07
811 08 TN	=	K811 08 TN	+	GS811 08	+	WS811 08
811 09 TN	=	K811 09 TN	+	GS811 09	+	WS811 09
811 10 TN	=	K811 10 TN	+	GS811 10	+	WS811 10
811 11 TN	=	K811 11 TN	+	GS811 11	+	WS811 11
811 12 TN	=	K811 12 TN	+	GS811 12	+	WS811 12
811 13 TN	=	K811 13 TN	+	GS811 13	+	WS811 13
811 14 TN	=	K811 14 TN	+	GS811 14	+	WS811 14
811 15 TN	=	K811 15 TN	+	GS811 15	+	WS811 15
811 16 TN	=	K811 16 TN	+	GS811 16	+	WS811 16
811 17 TN	=	K811 17 TN	+	GS811 17	+	WS811 17
811 18 TN	=	K811 18 TN	+	GS811 18	+	WS811 18
811 20 TN	=	K811 20 TN	+	GS811 20	+	WS811 20
811 22 TN	=	K811 22 TN	+	GS811 22	+	WS811 22
811 24 TN	=	K811 24 TN	+	GS811 24	+	WS811 24
811 26 TN	=	K811 26 TN	+	GS811 26	+	WS811 26
811 28 TN	=	K811 28 TN	+	GS811 28	+	WS811 28
811 30 TN	=	K811 30 TN	+	GS811 30	+	WS811 30
811 32 TN	=	K811 32 TN	+	GS811 32	+	WS811 32
811 34 TN	=	K811 34 TN	+	GS811 34	+	WS811 34
811 36 M	=	K811 36 M	+	GS811 36	+	WS811 36
811 38 M	=	K811 38 M	+	GS811 38	+	WS811 38
811 40 M	=	K811 40 M	+	GS811 40	+	WS811 40
811 44 M	=	K811 44 M	+	GS811 44	+	WS811 44
811 48 M	=	K811 48 M	+	GS811 48	+	WS811 48
811 52 M	=	K811 52 M	+	GS811 52	+	WS811 52
811 56 M	=	K811 56 M	+	GS811 56	+	WS811 56
811 60 M	=	K811 60 M	+	GS811 60	+	WS811 60
811 64 M	=	K811 64 M	+	GS811 64	+	WS811 64
811 68 M	=	K811 68 M	+	GS811 68	+	WS811 68
811 72 M	=	K811 72 M	+	GS811 72	+	WS811 72
812 06 TN	=	K812 06 TN	+	GS812 06	+	WS812 06
812 07 TN	=	K812 07 TN	+	GS812 07	+	WS812 07
812 08 TN	=	K812 08 TN	+	GS812 08	+	WS812 08
812 09 TN	=	K812 09 TN	+	GS812 09	+	WS812 09
812 10 TN	=	K812 10 TN	+	GS812 10	+	WS812 10
812 11 TN	=	K812 11 TN	+	GS812 11	+	WS812 11
812 12 TN	=	K812 12 TN	+	GS812 12	+	WS812 12
812 13 TN	=	K812 13 TN	+	GS812 13	+	WS812 13
812 14 TN	=	K812 14 TN	+	GS812 14	+	WS812 14

811../812.	=	K	+	GS	+	WS
812 15 TN	=	K812 15 TN	+	GS812 15	+	WS812 15
812 16 TN	=	K812 16 TN	+	GS812 16	+	WS812 16
812 17 TN	=	K812 17 TN	+	GS812 17	+	WS812 17
812 18 TN	=	K812 18 TN	+	GS812 18	+	WS812 18
812 20 TN	=	K812 20 TN	+	GS812 20	+	WS812 20
812 22 TN	=	K812 22 TN	+	GS812 22	+	WS812 22
812 24 TN	=	K812 24 TN	+	GS812 24	+	WS812 24
812 26 TN	=	K812 26 TN	+	GS812 26	+	WS812 26
812 28 M	=	K812 28 M	+	GS812 28	+	WS812 28
812 30 M	=	K812 30 TN	+	GS812 30	+	WS812 30
812 32 M	=	K812 32 M	+	GS812 32	+	WS812 32
812 34 M	=	K812 34 M	+	GS812 34	+	WS812 34
812 36 M	=	K812 36 M	+	GS812 36	+	WS812 36
812 38 M	=	K812 38 M	+	GS812 38	+	WS812 38
812 40 M	=	K812 40 M	+	GS812 40	+	WS812 40
812 44 M	=	K812 44 M	+	GS812 44	+	WS812 44
812 48 M	=	K812 48 M	+	GS812 48	+	WS812 48
812 52 M	=	K812 52 M	+	GS812 52	+	WS812 52
812 56 M	=	K812 56 M	+	GS812 56	+	WS812 56
812 60 M	=	K812 60 M	+	GS812 60	+	WS812 60
812 68 M	=	K812 68 M	+	GS812 68	+	WS812 68
812 72 M	=	K812 72 M	+	GS812 72	+	WS812 72
893 06 TN	=	K893 06 TN	+	GS893 06	+	WS893 06
893 07 TN	=	K893 07 TN	+	GS893 07	+	WS893 07
893 08 TN	=	K893 08 TN	+	GS893 08	+	WS893 08
893 09 TN	=	K893 09 TN	+	GS893 09	+	WS893 09
893 10 TN	=	K893 10 TN	+	GS893 10	+	WS893 10
893 11 TN	=	K893 11 TN	+	GS893 11	+	WS893 11
893 12 TN	=	K893 12 TN	+	GS893 12	+	WS893 12
893 13 TN	=	K893 13 TN	+	GS893 13	+	WS893 13
893 14 TN	=	K893 14 TN	+	GS893 14	+	WS893 14
893 15 TN	=	K893 15 TN	+	GS893 15	+	WS893 15
893 16 TN	=	K893 16 TN	+	GS893 16	+	WS893 16
893 17 M	=	K893 17 M	+	GS893 17	+	WS893 17
893 18 M	=	K893 18 M	+	GS893 18	+	WS893 18
893 20 M	=	K893 20 M	+	GS893 20	+	WS893 20
893 22 M	=	K893 22 M	+	GS893 22	+	WS893 22
893 24 M	=	K893 24 M	+	GS893 24	+	WS893 24
893 26 M	=	K893 26 M	+	GS893 26	+	WS893 26
893 28 M	=	K893 28 M	+	GS893 28	+	WS893 28
893 30 M	=	K893 30 M	+	GS893 30	+	WS893 30
894 12 TN	=	K894 12 TN	+	GS894 12	+	WS894 12
894 13 TN	=	K894 13 TN	+	GS894 13	+	WS894 13
894 14 TN	=	K894 14 TN	+	GS894 14	+	WS894 14
894 15 M	=	K894 15 M	+	GS894 15	+	WS894 15

811../812../ 893../894..	=	K	+	GS	+	WS
894 16 M	=	K894 16 M	+	GS894 16	+	WS894 16
894 17 M	=	K894 17 M	+	GS894 17	+	WS894 17
894 18 M	=	K894 18 M	+	GS89418	+	WS894 18
894 20 M	=	K894 20 M	+	GS894 20	+	WS894 20
894 22 M	=	K894 22 M	+	GS894 22	+	WS894 22
894 24 M	=	K894 24 M	+	GS894 24	+	WS894 24
894 26 M	=	K894 26 M	+	GS894 26	+	WS894 26
894 28 M	=	K894 28 M	+	GS894 28	+	WS894 28
894 30 M	=	K894 30 M	+	GS894 30	+	WS894 30
894 32 M	=	K894 32 M	+	GS894 32	+	WS894 32
894 34 M	=	K894 34 M	+	GS894 34	+	WS894 34
894 36 M	=	K894 36 M	+	GS894 36	+	WS894 36
894 38 M	=	K894 38 M	+	GS894 38	+	WS894 38
894 40 M	=	K894 40 M	+	GS894 40	+	WS894 40
894 44 M	=	K894 44 M	+	GS894 44	+	WS894 44
894 48 M	=	K894 48 M	+	GS894 48	+	WS894 48
894 52 M	=	K894 52 M	+	GS894 52	+	WS894 52
894 56 M	=	K894 56 M	+	GS894 56	+	WS894 56
894 60 M	=	K894 60 M	+	GS894 60	+	WS894 60
894 64 M	=	K894 64 M	+	GS894 64	+	WS894 64

STO...(x)	=	RSTO...(x)	+	IR...
STO 6 (x) TN	=	RSTO 6 (x) TN	+	IR 6x10x10
STO 8 (x) TN	=	RSTO 8 (x) TN	+	IR 8x12x10
STO 10 (x)	=	RSTO 10 (x)	+	IR 10x14x12
STO 12 (x)	=	RSTO 12 (x)	+	IR 12x16x12
STO 15 (x)	=	RSTO 15 (x)	+	IR 15x20x12
STO 17 (x)	=	RSTO 17 (x)	+	IR 17x22x16
STO 20 (x)	=	RSTO 20 (x)	+	IR 20x25x16
STO 25 (x)	=	RSTO 25 (x)	+	IR 25x30x16
STO 30 (x)	=	RSTO 30 (x)	+	IR 30x38x20
STO 35 (x)	=	RSTO 35 (x)	+	IR 35x42x20
STO 40 (x)	=	RSTO 40 (x)	+	IR 40x50x20
STO 45 (x)	=	RSTO 45 (x)	+	IR 45x55x20
STO 50 (x)	=	RSTO 50 (x)	+	IR 50x60x20

NAO...	=	RNAO...	+	IR...
NAO 6x17x10 TN	=	RNAO 10x17x10TN	+	IR 6x10x10
NAO 9x22x12	=	RNAO 12x22x12	+	IR 9x12x12
NAO 12x24x13	=	RNAO 16x24x13	+	IR 12x16x13
NAO 12x24x20	=	RNAO 16x24x20	+	IR 12x16x20
NAO 12x28x12	=	RNAO 16x28x12	+	IR 12x16x12
NAO 15x28x13	=	RNAO 20x28x13	+	IR 15x20x13
NAO 15x32x12	=	RNAO 20x32x12	+	IR 15x20x12
NAO 17x30x13	=	RNAO 22x30x13	+	IR 17x22x13
NAO 17x35x16	=	RNAO 22x35x16	+	IR 17x22x16
NAO 20x35x17	=	RNAO 25x35x17	+	IR 20x25x17
NAO 20x37x16	=	RNAO 25x37x16	+	IR 20x25x16
NAO 25x40x17	=	RNAO 30x40x17	+	IR 25x30x17
NAO 25x42x16	=	RNAO 30x42x16	+	IR 25x30x16
NAO 25x42x32	=	RNAO 30x42x32	+	IR 25x30x32
NAO 30x45x13	=	RNAO 35x45x13	+	IR 30x35x13
NAO 30x45x17	=	RNAO 35x45x17	+	IR 30x35x17
NAO 30x45x26	=	RNAO 35x45x26	+	IR 30x35x26
NAO 30x47x16	=	RNAO 35x47x16	+	IR 30x35x16
NAO 30x47x18	=	RNAO 35x47x18	+	IR 30x35x18
NAO 30x52x18	=	RNAO 37x52x18	+	IR 30x37x18
NAO 35x50x17	=	RNAO 40x50x17	+	IR 35x40x17
NAO 35x55x20	=	RNAO 40x55x20	+	IR 35x40x20
NAO 35x57x20,5	=	RNAO 42x57x20	+	IR 35x42x20,5
NAO 40x55x17	=	RNAO 45x55x17	+	IR 40x45x17
NAO 40x65x20	=	RNAO 50x65x20	+	IR 40x50x20
NAO 50x68x20	=	RNAO 55x68x20	+	IR 50x55x20
NAO 50x78x20	=	RNAO 60x78x20	+	IR 50x60x20
NAO 70x100x30	=	RNAO 80x100x30	+	IR 70x80x30
NAO 75x105x25	=	RNAO 85x105x25	+	IR 75x85x25
NAO 80x110x30	=	RNAO 90x110x30	+	IR 80x90x30
NAO 90x120x30	=	RNAO 100x120x30	+	IR 90x100x30

PNA...	=	RPNA...	+	IR...
PNA 1228	=	RPNA 1528	+	IR 12x15x12
PNA 1532	=	RPNA 1832	+	IR 15x18x16
PNA 1735	=	RPNA 2035	+	IR 17x20x16
PNA 2042	=	RPNA 2542	+	IR 20x25x20
PNA 2244	=	RPNA 2844	+	IR 22x28x20
PNA 2547	=	RPNA 3047	+	IR 25x30x20
PNA 3052	=	RPNA 3552	+	IR 30x35x20
PNA 3555	=	RPNA 4055	+	IR 35x40x20
PNA 4062	=	RPNA 4562	+	IR 40x45x20

NKI...	=	NK...	+	IR...
NKI 5/12 TN	=	NK 8/12 TN	+	IR 5x8x12
NKI 5/16 TN	=	NK 8/16 TN	+	IR 5x8x16
NKI 6/12 TN	=	NK 9/12 TN	+	IR 6x9x12
NKI 6/16 TN	=	NK 9/16 TN	+	IR 6x9x16
NKI 7/12 TN	=	NK 10/12 TN	+	IR 7x10x12
NKI 7/16 TN	=	NK 10/16 TN	+	IR 7x10x16
NKI 9/12	=	NK 12/12	+	IR 9x12x12
NKI 9/16	=	NK 12/16	+	IR 9x12x16
NKI 10/16	=	NK 14/16	+	IR 10x14x16
NKI 10/20	=	NK 14/20	+	IR 10x14x20
NKI 12/16	=	NK 16/16	+	IR 12x16x16
NKI 12/20	=	NK 16/20	+	IR 12x16x20
NKI 15/16	=	NK 19/16	+	IR 15x19x16
NKI 15/20	=	NK 19/20	+	IR 15x19x20
NKI 17/16	=	NK 21/16	+	IR 17x21x16
NKI 17/20	=	NK 21/20	+	IR 17x21x20
NKI 20/16	=	NK 24/16	+	IR 20x24x16
NKI 20/20	=	NK 24/20	+	IR 20x24x20
NKI 22/16	=	NK 26/16	+	IR 22x26x16
NKI 22/20	=	NK 26/20	+	IR 22x26x20
NKI 25/20	=	NK 29/20	+	IR 25x29x20
NKI 25/30	=	NK 29/30	+	IR 25x29x30
NKI 28/20	=	NK 32/20	+	IR 28x32x20
NKI 28/30	=	NK 32/30	+	IR 28x32x30
NKI 30/20	=	NK 35/20	+	IR 30x35x20
NKI 30/30	=	NK 35/30	+	IR 30x35x30
NKI 32/20	=	NK 35/20	+	IR 30x35x20
NKI 32/30	=	NK 37/30	+	IR 32x37x30
NKI 35/20	=	NK 40/20	+	IR 35x40x20
NKI 35/30	=	NK 40/30	+	IR 35x40x30
NKI 38/20	=	NK 43/20	+	IR 38x43x20
NKI 38/30	=	NK 43/30	+	IR 38x43x30
NKI 40/20	=	NK 45/20	+	IR 40x45x20
NKI 40/30	=	NK 45/30	+	IR 40x45x30
NKI 42/20	=	NK 47/20	+	IR 42x47x20
NKI 42/30	=	NK 47/30	+	IR 42x47x30
NKI 45/25	=	NK 50/25	+	IR 45x50x25
NKI 45/35	=	NK 50/35	+	IR 45x50x35
NKI 50/25	=	NK 55/25	+	IR 50x55x25
NKI 50/35	=	NK 55/35	+	IR 50x55x35
NKI 55/25	=	NK 60/25	+	IR 55x60x25
NKI 55/35	=	NK 60/35	+	IR 55x60x35
NKI 60/25	=	NK 68/25	+	IR 60x68x25
NKI 60/35	=	NK 68/35	+	IR 60x68x35
NKI 65/25	=	NK 73/25	+	IR 65x73x25
NKI 65/35	=	NK 73/35	+	IR 65x73x35
NKI 70/25	=	NK 80/25	+	IR 70x80x25
NKI 70/35	=	NK 80/35	+	IR 70x80x35
NKI 75/25	=	NK 85/25	+	IR 75x85x25
NKI 75/35	=	NK 85/35	+	IR 75x85x35

NKI...	=	NK...	+	IR...
NKI 80/25	=	NK 90/25	+	IR 80x90x25
NKI 80/35	=	NK 90/35	+	IR 80x90x35
NKI 85/26	=	NK 95/26	+	IR 85x95x26
NKI 85/36	=	NK 95/36	+	IR 85x95x36
NKI 90/26	=	NK 100/26	+	IR 90x100x26
NKI 90/36	=	NK 100/36	+	IR 90x100x36
NKI 95/26	=	NK 105/26	+	IR 95x105x26
NKI 95/36	=	NK 105/36	+	IR 95x105x36
NKI 100/30	=	NK 110/30	+	IR 100x110x30
NKI 100/40	=	NK 110/40	+	IR 100x110x40
NKI 110/40	=	NK 120/40	+	IR 110x120x40
NKI 140/32	=	NK 155/32	+	IR 140x155x32


NKIS...	=	NKS...	+	IR...
NKIS 6 TN	=	NKS 10 TN	+	IR 6x10x13
NKIS 7 TN	=	NKS 12 TN	+	IR 7x12x16
NKIS 8	=	NKS 14	+	IR 8x14x16
NKIS 9	=	NKS 15	+	IR 9x15x16
NKIS 10	=	NKS 16	+	IR 10x16x16
NKIS 12	=	NKS 18	+	IR 12x18x16
NKIS 15	=	NKS 22	+	IR 15x22x20
NKIS 17	=	NKS 24	+	IR 17x24x20
NKIS 20	=	NKS 28	+	IR 20x28x20
NKIS 25	=	NKS 32	+	IR 25x32x22
NKIS 30	=	NKS 37	+	IR 30x37x22
NKIS 35	=	NKS 43	+	IR 35x43x22
NKIS 40	=	NKS 50	+	IR 40x50x22
NKIS 45	=	NKS 55	+	IR 45x55x22
NKIS 50	=	NKS 60	+	IR 50x60x28
NKIS 55	=	NKS 65	+	IR 55x65x28
NKIS 60	=	NKS 70	+	IR 60x70x28
NKIS 65	=	NKS 75	+	IR 65x75x28
NKIS 70	=	NKS 80	+	IR 70x80x28
NKIS 75	=	NKS 90	+	IR 75x90x32
NKIS 80	=	NKS 95	+	IR 80x95x32
NKIS 85	=	NKS 100	+	IR 85x100x32
NKIS 90	=	NKS 105	+	IR 90x105x32
NKIS 95	=	NKS 110	+	IR 95x110x32

NA...	=	RNA...	+	IR...
NA 4900	=	RNA 4900	+	IR 10x14x13
NA 4901	=	RNA 4901	+	IR 12x16x13
NA 4902	=	RNA 4902	+	IR 15x20x13
NA 4903	=	RNA 4903	+	IR 17x22x13
NA 4904	=	RNA 4904	+	IR 20x25x17
NA 49/22	=	RNA 49/22	+	IR 22x28x17
NA 4905	=	RNA 4905	+	IR 25x30x17
NA 49/28	=	RNA 49/28	+	IR 28x32x17
NA 4906	=	RNA 4906	+	IR 30x35x17
NA 49/32	=	RNA 49/32	+	IR 32x40x20
NA 4907	=	RNA 4907	+	IR 35x42x20
NA 4908	=	RNA 4908	+	IR 40x48x22
NA 4909	=	RNA 4909	+	IR 45x52x22
NA 4910	=	RNA 4910	+	IR 50x58x22
NA 4911	=	RNA 4911	+	IR 55x63x25
NA 4912	=	RNA 4912	+	IR 60x68x25
NA 4913	=	RNA 4913	+	IR 65x72x25
NA 4914	=	RNA 4914	+	IR 70x80x30
NA 4915	=	RNA 4915	+	IR 75x85x30
NA 4916	=	RNA 4916	+	IR 80x90x30
NA 4917	=	RNA 4917	+	IR 85x100x35
NA 4918	=	RNA 4918	+	IR 90x105x35
NA 4919	=	RNA 4919	+	IR 95x110x35
NA 4920	=	RNA 4920	+	IR 100x115x40
NA 4922	=	RNA 4922	+	IR 110x125x40
NA 4924	=	RNA 4924	+	IR 120x135x45
NA 4926	=	RNA 4926	+	IR 130x150x50
NA 4928	=	RNA 4928	+	IR 140x160x50
NA 6901	=	RNA 6901	+	IR 12x16x22
NA 6902	=	RNA 6902	+	IR 15x20x23
NA 6903	=	RNA 6903	+	IR 17x22x23
NA 6904	=	RNA 6904	+	IR 20x25x30
NA 69/22	=	RNA 69/22	+	IR 22x28x30
NA 6905	=	RNA 6905	+	IR 25x30x30
NA 69/28	=	RNA 69/28	+	IR 28x32x30
NA 6906	=	RNA 6906	+	IR 30x35x30
NA 69/32	=	RNA 69/32	+	IR 32x40x36
NA 6907	=	RNA 6907	+	IR 35x42x36
NA 6908	=	RNA 6908	+	IR 40x48x40
NA 6909	=	RNA 6909	+	IR 45x52x40
NA 6910	=	RNA 6910	+	IR 50x58x40
NA 6911	=	RNA 6911	+	IR 55x63x45
NA 6912	=	RNA 6912	+	IR 60x68x45
NA 6913	=	RNA 6913	+	IR 65x72x45
NA 6914	=	RNA 6914	+	IR 70x80x54
NA 6915	=	RNA 6915	+	IR 75x85x54
NA 6916	=	RNA 6916	+	IR 80x90x54
NA 6917	=	RNA 6917	+	IR 85x100x63
NA 6918	=	RNA 6918	+	IR 90x105x63
NA 6919	=	RNA 6919	+	IR 95x110x63

NA 48..	=	RNA 48..	+	IR..
NA 4822	=	RNA 4822	+	IR 110x120x30
NA 4824	=	RNA 4824	+	IR 120x130x30
NA 4826	=	RNA 4826	+	IR 130x145x35
NA 4828	=	RNA 4828	+	IR 140x155x35
NA 4830	=	RNA 4830	+	IR 150x165x40
NA 4832	=	RNA 4832	+	IR 160x175x40
NA 4834	=	RNA 4834	+	IR 170x185x45
NA 4836	=	RNA 4836	+	IR 180x195x45
NA 4838	=	RNA 4838	+	IR 190x210x50
NA 4840	=	RNA 4840	+	IR 200x220x50
NA 4844	=	RNA 4844	+	IR 220x240x50
NA 4848	=	RNA 4848	+	IR 240x265x60
NA 4852	=	RNA 4852	+	IR 260x285x60
NA 4856	=	RNA 4856	+	IR 280x305x69
NA 4860	=	RNA 4860	+	IR 300x330x80
NA 4864	=	RNA 4864	+	IR 320x350x80
NA 4868	=	RNA 4868	+	IR 340x370x80
NA 4872	=	RNA 4872	+	IR 360x390x80
NA 4876	=	RNA 4876	+	IR 380x415x100

NA...2RS (RS)	=	RNA...2RS (RS)	+	IR...
NA 4900 2RS (RS)	=	RNA 4900 2RS (RS)	+	IR 10x14x14
NA 4901 2RS (RS)	=	RNA 4901 2RS (RS)	+	IR 12x16x14
NA 4902 2RS (RS)	=	RNA 4902 2RS (RS)	+	IR 15x20x14
NA 4903 2RS (RS)	=	RNA 4903 2RS (RS)	+	IR 17x22x14
NA 4904 2RS (RS)	=	RNA 4904 2RS (RS)	+	IR 20x25x18
NA 4905 2RS (RS)	=	RNA 4905 2RS (RS)	+	IR 25x30x18
NA 4906 2RS (RS)	=	RNA 4906 2RS (RS)	+	IR 30x35x18
NA 4907 2RS (RS)	=	RNA 4907 2RS (RS)	+	IR 35x42x21
NA 4908 2RS (RS)	=	RNA 4908 2RS (RS)	+	IR 40x48x23
NA 4909 2RS (RS)	=	RNA 4909 2RS (RS)	+	IR 45x52x23
NA 4910 2RS (RS)	=	RNA 4910 2RS (RS)	+	IR 50x58x23

NA...2RS (x)	=	RNA...2RS (x)	+	IR...
NA 22/6 2RS (x)	=	RNA 22/6 2RS (x)	+	IR 6x10x12
NA 22/8 2RS (x)	=	RNA 22/8 2RS (x)	+	IR 8x12x12
NA 2200 2RS (x)	=	RNA 2200 2RS (x)	+	IR 10x14x14
NA 2201 2RS (x)	=	RNA 2201 2RS (x)	+	IR 12x16x14
NA 2202 2RS (x)	=	RNA 2202 2RS (x)	+	IR 15x20x14
NA 2203 2RS (x)	=	RNA 2203 2RS (x)	+	IR 17x22x16
NA 2204 2RS (x)	=	RNA 2204 2RS (x)	+	IR 20x25x18
NA 2205 2RS (x)	=	RNA 2205 2RS (x)	+	IR 25x30x18
NA 2206 2RS (x)	=	RNA 2206 2RS (x)	+	IR 30x35x20
NA 2207 2RS (x)	=	RNA 2207 2RS (x)	+	IR 35x42x23
NA 2208 2RS (x)	=	RNA 2208 2RS (x)	+	IR 40x48x23
NA 2209 2RS (x)	=	RNA 2209 2RS (x)	+	IR 45x52x23
NA 2210 2RS (x)	=	RNA 2210 2RS (x)	+	IR 50x58x23





---

**CYLINDRICAL ROLLER BEARINGS INTERCHANGE  
*INTERCAMBIABILITA' CUSCINETTI A RULLI CILINDRICI***





SL0148, SL0149



SL0248, SL0249

DESIGNATION SKF	DESIGNATION ISB
SIGLA SKF	SIGLA ISB
NNC 4830 CV	SL014830
NNC 4832 CV	SL014832
NNC 4834 CV	SL014834
NNC 4836 CV	SL014836
NNC 4838 CV	SL014838
NNC 4840 CV	SL014840
NNC 4844 CV	SL014844
NNC 4848 CV	SL014848
NNC 4852 CV	SL014852
NNC 4856 CV	SL014856
NNC 4860 CV	SL014860
NNC 4864 CV	SL014864
NNC 4868 CV	SL014868
NNC 4872 CV	SL014872
NNC 4876 CV	SL014876
NNC 4880 CV	SL014880
NNC 4912 CV	SL014912
NNC 4914 CV	SL014914
NNC 4916 CV	SL014916
NNC 4918 CV	SL014918
NNC 4920 CV	SL014920
NNC 4922 CV	SL014922
NNC 4924 CV	SL014924
NNC 4926 CV	SL014926
NNC 4928 CV	SL014928
NNC 4930 CV	SL014930
NNC 4932 CV	SL014932
NNC 4934 CV	SL014934
NNC 4936 CV	SL014936
NNC 4938 CV	SL014938
NNC 4940 CV	SL014940
NNC 4944 CV	SL014944
NNC 4948 CV	SL014948
NNC 4952 CV	SL014952
NNC 4956 CV	SL014956
NNC 4960 CV	SL014960
NNC 4964 CV	SL014964
NNC 4968 CV	SL014968
NNC 4972 CV	SL014972
NNC 4976 CV	SL014976
NNC 4980 CV	SL014980

DESIGNATION SKF	DESIGNATION ISB
SIGLA SKF	SIGLA ISB
NNCL 4830 CV	SL024830
NNCL 4832 CV	SL024832
NNCL 4834 CV	SL024834
NNCL 4836 CV	SL024836
NNCL 4838 CV	SL024838
NNCL 4840 CV	SL024840
NNCL 4844 CV	SL024844
NNCL 4848 CV	SL024848
NNCL 4852 CV	SL024852
NNCL 4856 CV	SL024856
NNCL 4860 CV	SL024860
NNCL 4864 CV	SL024864
NNCL 4868 CV	SL024868
NNCL 4872 CV	SL024872
NNCL 4876 CV	SL024876
NNCL 4880 CV	SL024880
NNCL 4884 CV	SL024884
NNCL 4888 CV	SL024888
NNCL 4892 CV	SL024892
NNCL 4896 CV	SL024896
NNCL 48/500 CV	SL02 48/500
NNCL 4912 CV	SL024912
NNCL 4914 CV	SL024914
NNCL 4916 CV	SL024916
NNCL 4918 CV	SL024918
NNCL 4920 CV	SL024920
NNCL 4922 CV	SL024922
NNCL 4924 CV	SL024924
NNCL 4926 CV	SL024926
NNCL 4928 CV	SL024928
NNCL 4930 CV	SL024930
NNCL 4932 CV	SL024932
NNCL 4934 CV	SL024934
NNCL 4936 CV	SL024936
NNCL 4938 CV	SL024938
NNCL 4940 CV	SL024940
NNCL 4944 CV	SL024944
NNCL 4948 CV	SL024948
NNCL 4952 CV	SL024952
NNCL 4956 CV	SL024956
NNCL 4960 CV	SL024960
NNCL 4964 CV	SL024964
NNCL 4968 CV	SL024968
NNCL 4972 CV	SL024972
NNCL 4976 CV	SL024976
NNCL 4980 CV	SL024980
NNCL 4984 CV	SL024984



SL0450..-PP / SL04..-PP



SL1850

DESIGNATION SKF	DESIGNATION ISB
SIGLA SKF	SIGLA ISB
NNF 130-ZLSNV	SL04130 PP
NNF 140-ZLSNV	SL04140 PP
NNF 150-ZLSNV	SL04150 PP
NNF 160-ZLSNV	SL04160 PP
NNF 170-ZLSNV	SL04170 PP
NNF 180-ZLSNV	SL04180 PP
NNF 190-ZLSNV	SL04190 PP
NNF 200-ZLSNV	SL04200 PP
NNF 220-ZLSNV	SL04220 PP
NNF 240-ZLSNV	SL04240 PP
NNF 260-ZLSNV	SL04260 PP
NNF 300-ZLSNV	SL04300 PP
NNF 5004-ZLSNV	SL045004 PP
NNF 5005-ZLSNV	SL045005 PP
NNF 5006-ZLSNV	SL045006 PP
NNF 5007-ZLSNV	SL045007 PP
NNF 5008-ZLSNV	SL045008 PP
NNF 5009-ZLSNV	SL045009 PP
NNF 5010-ZLSNV	SL045010 PP
NNF 5011-ZLSNV	SL045011 PP
NNF 5012-ZLSNV	SL045012 PP
NNF 5013-ZLSNV	SL045013 PP
NNF 5014-ZLSNV	SL045014 PP
NNF 5015-ZLSNV	SL045015 PP
NNF 5016-ZLSNV	SL045016 PP
NNF 5017-ZLSNV	SL045017 PP
NNF 5018-ZLSNV	SL045018 PP
NNF 5019-ZLSNV	SL045019 PP
NNF 5020-ZLSNV	SL045020 PP
NNF 5022-ZLSNV	SL045022 PP
NNF 5024-ZLSNV	SL045024 PP
NNF 5026-ZLSNV	SL045026 PP
NNF 5028-ZLSNV	SL045028 PP
NNF 5030-ZLSNV	SL045030 PP
NNF 5032-ZLSNV	SL045032 PP
NNF 5034-ZLSNV	SL045034 PP
NNF 5036-ZLSNV	SL045036 PP
NNF 5038-ZLSNV	SL045038 PP
NNF 5040-ZLSNV	SL045040 PP
NNF 5044-ZLSNV	SL045044 PP
NNF 5048-ZLSNV	SL045048 PP
NNF 5052-ZLSNV	SL045052 PP
NNF 5056-ZLSNV	SL045056 PP
NNF 5060-ZLSNV	SL045060 PP

DESIGNATION SKF	DESIGNATION ISB
SIGLA SKF	SIGLA ISB
NNCF 5004 CV	SL185004
NNCF 5005 CV	SL185005
NNCF 5006 CV	SL185006
NNCF 5007 CV	SL185007
NNCF 5008 CV	SL185008
NNCF 5009 CV	SL185009
NNCF 5010 CV	SL185010
NNCF 5011 CV	SL185011
NNCF 5012 CV	SL185012
NNCF 5013 CV	SL185013
NNCF 5014 CV	SL185014
NNCF 5015 CV	SL185015
NNCF 5016 CV	SL185016
NNCF 5017 CV	SL185017
NNCF 5018 CV	SL185018
NNCF 5020 CV	SL185020
NNCF 5022 CV	SL185022
NNCF 5024 CV	SL185024
NNCF 5026 CV	SL185026
NNCF 5028 CV	SL185028
NNCF 5030 CV	SL185030
NNCF 5032 CV	SL185032
NNCF 5034 CV	SL185034
NNCF 5036 CV	SL185036
NNCF 5038 CV	SL185038
NNCF 5040 CV	SL185040
NNCF 5044 CV	SL185044
NNCF 5048 CV	SL185048
NNCF 5052 CV	SL185052
NNCF 5056 CV	SL185056
NNCF 5060 CV	SL185060
NNCF 5064 CV	SL185064
NNCF 5068 CV	SL185068
NNCF 5072 CV	SL185072
NNCF 5076 CV	SL185076
NNCF 5080 CV	SL185080
NNCF 5084 CV	SL185084
NNCF 5088 CV	SL185088
NNCF 5092 CV	SL185092
NNCF 5096 CV	SL185096
NNCF 50/500 CV	SL18 50/500



SL1818, SL1829, SL1830, SL1822

DESIGNATION SKF	DESIGNATION ISB
SIGLA SKF	SIGLA ISB
NCF 1840 CV	SL181840
NCF 1844 CV	SL181844
NCF 1848 CV	SL181848
NCF 1852 CV	SL181852
NCF 1856 CV	SL181856
NCF 1860 CV	SL181860
NCF 1864 CV	SL181864
NCF 1868 CV	SL181868
NCF 1872 CV	SL181872
NCF 1876 CV	SL181876
NCF 1880 CV	SL181880
NCF 1884 CV	SL181884
NCF 1888 CV	SL181888
NCF 1892 CV	SL181892
NCF 1896 CV	SL181896
NCF 18/500 CV	SL18 18/500
NCF 18/530 CV	SL18 18/530
NCF 18/560 CV	SL18 18/560
NCF 18/600 CV	SL18 18/600
NCF 18/630 CV	SL18 18/630
NCF 18/670 CV	SL18 18/670
NCF 29/500 CV	SL18 29/500
NCF 2204 CV	SL182204
NCF 2205 CV	SL182205
NCF 2206 CV	SL182206
NCF 2207 CV	SL182207
NCF 2208 CV	SL182208
NCF 2209 CV	SL182209
NCF 2210 CV	SL182210
NCF 2211 CV	SL182211
NCF 2212 CV	SL182212
NCF 2213 CV	SL182213
NCF 2214 CV	SL182214
NCF 2215 CV	SL182215
NCF 2216 CV	SL182216
NCF 2217 CV	SL182217
NCF 2218 CV	SL182218
NCF 2219 CV	SL182219
NCF 2220 CV	SL182220
NCF 2222 CV	SL182222
NCF 2224 CV	SL182224
NCF 2226 CV	SL182226
NCF 2228 CV	SL182228
NCF 2230 CV	SL182230
NCF 2234 CV	SL182234
NCF 2236 CV	SL182236
NCF 2238 CV	SL182238

DESIGNATION SKF	DESIGNATION ISB
SIGLA SKF	SIGLA ISB
NCF 2240 CV	SL182240
NCF 2912 CV	SL182912
NCF 2913 CV	SL182913
NCF 2914 CV	SL182914
NCF 2915 CV	SL182915
NCF 2916 CV	SL182916
NCF 2917 CV	SL182917
NCF 2918 CV	SL182918
NCF 2919 CV	SL182919
NCF 2920 CV	SL182920
NCF 2922 CV	SL182922
NCF 2924 CV	SL182924
NCF 2926 CV	SL182926
NCF 2928 CV	SL182928
NCF 2930 CV	SL182930
NCF 2932 CV	SL182932
NCF 2934 CV	SL182934
NCF 2936 CV	SL182936
NCF 2938 CV	SL182938
NCF 2940 CV	SL182940
NCF 2944 CV	SL182944
NCF 2948 CV	SL182948
NCF 2952 CV	SL182952
NCF 2956 CV	SL182956
NCF 2960 CV	SL182960
NCF 2964 CV	SL182964
NCF 2968 CV	SL182968
NCF 2972 CV	SL182972
NCF 2976 CV	SL182976
NCF 2980 CV	SL182980
NCF 2984 CV	SL182984
NCF 2988 CV	SL182988
NCF 2992 CV	SL182992
NCF 2996 CV	SL182996
NCF 3004 CV	SL183004
NCF 3005 CV	SL183005
NCF 3006 CV	SL183006
NCF 3007 CV	SL183007
NCF 3008 CV	SL183008
NCF 3009 CV	SL183009
NCF 3010 CV	SL183010
NCF 3011 CV	SL183011
NCF 3012 CV	SL183012
NCF 3013 CV	SL183013
NCF 3014 CV	SL183014
NCF 3015 CV	SL183015
NCF 3016 CV	SL183016



SL1818, SL1829, SL1830, SL1822



SL1923

DESIGNATION SKF	DESIGNATION ISB
SIGLA SKF	SIGLA ISB
NCF 3017 CV	SL183017
NCF 3018 CV	SL183018
NCF 3020 CV	SL183020
NCF 3022 CV	SL183022
NCF 3024 CV	SL183024
NCF 3026 CV	SL183026
NCF 3028 CV	SL183028
NCF 3030 CV	SL183030
NCF 3032 CV	SL183032
NCF 3034 CV	SL183034
NCF 3036 CV	SL183036
NCF 3038 CV	SL183038
NCF 3040 CV	SL183040
NCF 3044 CV	SL183044
NCF 3048 CV	SL183048
NCF 3052 CV	SL183052
NCF 3056 CV	SL183056
NCF 3060 CV	SL183060
NCF 3064 CV	SL183064
NCF 3068 CV	SL183068
NCF 3072 CV	SL183072
NCF 3076 CV	SL183076
NCF 3080 CV	SL183080

DESIGNATION SKF	DESIGNATION ISB
SIGLA SKF	SIGLA ISB
NJG 2305 VH	SL192305
NJG 2306 VH	SL192306
NJG 2307 VH	SL192307
NJG 2308 VH	SL192308
NJG 2309 VH	SL192309
NJG 2310 VH	SL192310
NJG 2311 VH	SL192311
NJG 2312 VH	SL192312
NJG 2313 VH	SL192313
NJG 2314 VH	SL192314
NJG 2316 VH	SL192316
NJG 2317 VH	SL192317
NJG 2318 VH	SL192318
NJG 2319 VH	SL192319
NJG 2320 VH	SL192320
NJG 2322 VH	SL192322
NJG 2324 VH	SL192324





**I N D U S T R I E S**



©Copyright 

The reproduction, even partial, of the contained concerning this technical catalogue, is forbidden. Liability for possible errors and/or omissions are not accepted. The measurements, drawings and images are not demanding.™ Registered in Italy-EU.

*È vietata la riproduzione anche parziale del contenuto di questo catalogo tecnico. Non si possono accettare responsabilità per eventuali errori od omissioni. Le misure, i disegni e le immagini non sono impegnativi. Marchio registrato Italia-EU.*



01.01.2019 ©Copyright I S B



700004732G02A07011908