




**CORONAS GIRATORIAS
SLEWING BEARINGS**



**CATÁLOGO TÉCNICO GENERAL
GENERAL TECHNICAL CATALOGUE**




01.07.12

TIPOLOGÍAS/SERIES OVERVIEW

ZK

Dentada interior / *Int. toothed*



NK

No dentada / *Untoothed*



EBL SERIES

Dentada exterior / *Ext. toothed*



EBL.20 S
EBL.20 P
EBL.30 S
EBL.30 P

ZBL SERIES

Dentada interior / *Int. toothed*



ZBL.20 S
ZBL.20 P
ZBL.30 S
ZBL.30 P

NBL SERIES

No dentada / *Untoothed*



NBL.20 S
NBL.20 P
NBL.30 S
NBL.30 P

EB1 SERIES


Dentada exterior / *Ext. toothed*



EB1.20 S
EB1.20 P
EB1.25 S
EB1.25 P
EB1.25 R
EB1.50 S
EB1.STOCK

ZB1 SERIES

Dentada interior / *Int. toothed*



ZB1.20 S
ZB1.20 P
ZB1.25 S
ZB1.25 P
ZB1.25 R
ZB1.50 S
ZB1.STOCK

NB1 SERIES

No dentada / *Untoothed*



NB1.20 S
NB1.20 P
NB1.25 S
NB1.25 P
NB1.STOCK

EB2 SERIES

Dentada exterior / *Ext. toothed*



ZB2 SERIES

Dentada interior / *Int. toothed*



ER1 SERIES


Dentada exterior / *Ext. toothed*



ER1.14 S
ER1.14 PR
ER1.16 S
ER1.20/30
ER1.36/50

ZR1 SERIES

Dentada interior / *Int. toothed*



ZR1.14 S
ZR1.14 PR
ZR1.16 S
ZR1.20/25
ZR1.30/50

NR1 SERIES

No dentada / *Untoothed*



NR1.14 S
NR1.14 PR
NR1.16 S

ER3 SERIES


Dentada exterior / *Ext. toothed*



ER3.20/25
ER3.32/40

ZR3 SERIES

Dentada interior / *Int. toothed*



ZR3.20/25
ZR3.32/40

CRBH, RB, YRT

Rodamientos de precisión
Precision bearings



RB, RE
RU, CRBH
CRBC, SX
YRT, YRTS
ZKLDf